


YENBAI JOINT-STOCK FORES-AGRICUL TURAL AND FOODSTUFFS COMPANY

Address: 279 Nguyen Phuc – Yen Bai Ward – Lào Cai Province

Email: Yfatuf@gmail.com

Website: www.yfatuf.com.vn



**INTERIM COMBINED
FINANCIAL STATEMENTS
QUARTER I 2025-2026**

Dear:.....

**YENBAI JOINT-STOCKS FOREST
AGRICULTURAL PRODUCTS AND
FOODSTUFF COMPANY**

Stock code: CAP

No.: ...15.../KT

Regarding information disclosure

**THE SOCIALIST REPUBLIC OF VIETNAM
Independence – Freedom – Happiness**

Lao Cai, January 19, 2026

To:


- State Securities Commission;
- Hanoi Stock Exchange (HNX).

1. Company Name: YENBAI JOINT-STOCKS FOREST AGRICULTURAL PRODUCTS AND FOODSTUFF COMPANY
2. Stock code: CAP
3. Head office address: No. 279, Nguyen Phuc Street, Yen Bai Ward, Lao Cai Province
4. Phone: 02163.862.278 - Fax: 02163.862.804
5. Information disclosure person: Luong Quoc Quyen
6. Phone: 0978.131.246
7. Information disclosure type: ☐ 4 hours ☐ 2 hours ☐ unusual ☐ On request ☒ Periodic
8. Information disclosure content:
 - 8.1. Combined financial statements for the first quarter of fiscal year 2025-2026 (accounting period from October 1, 2025 to December 31, 2025):
 - Balance sheet;
 - Income statement;
 - Cash flow statement;
 - Notes to financial statements;
 - 8.2. Explanation content:
 - Official dispatch No. ...14.../KT dated January 19, 2026 on explaining the 10% difference in profit after tax compared to the same period last year in the combined financial statements.
9. We also address all financial statements at Website www.yfatuf.com.vn
We hereby commit that the information disclosed above is true and take full legal responsibility for the content of the disclosed information.

Recipient:

- As above;
- Archived: Office.

**INFORMATION DISCLOSURE
PERSON**



Luong Quoc Quyen

**YENBAI JOINT-STOCKS FOREST
AGRICULTURAL PRODUCTS AND
FOODSTUFF COMPANY**
Stock code: CAP

THE SOCIALIST REPUBLIC OF VIETNAM
Independence – Freedom – Happiness

No.: ...14.../KT

Lao Cai, January 19, 2026

*Regarding the explanation of the 10%
difference in profit after tax compared
to the same period last year in the
combined financial statements*

To:

- State Securities Commission;
- Hanoi Stock Exchange (HNX).

Pursuant to Clause 4, Article 14, Chapter III, Circular 96/2020/TT-BTC issued by the Ministry of Finance on November 16, 2020. Yenbai Joint-stocks Forest Agricultural Products and Foodstuff Company would like to explain the reasons for the change in profit after tax of this period compared to the same period last year as follows:

The Company's combined financial statements for the first quarter of fiscal year 2025-2026 (from October 1, 2025 to December 31, 2025) has the following results:

- Profit after corporate income tax for the first quarter of fiscal year 2025-2026	9.278.816.942 VND
- Profit after corporate income tax for the first quarter of fiscal year 2024-2025	5.507.890.283 VND
- Increase difference	: 68 %


Reason:

- Cost of goods sold per unit decreased compared to the same period last year.
- Sales revenue per unit increased.

The above reasons led to an increase in after-tax profit on the consolidated financial statement this year compared to the same period last year.

Best regards!

Recipient:

- As above; 
- Archived: Office.

COMPANY DIRECTOR

Nguyễn Huy Thông

YENBAI JOINT-STOCKS FOREST AGRICULTURAL PRODUCTS AND FOODSTUFF COMP

Address: No. 279, Nguyen Phuc Street, Yen Bai Ward, Lao Cai Province, Vietnam

INTERIM COMBINED FINANCIAL STATEMENTS

For the fiscal year ending September 30, 2026

Notes to the Interim Combined Financial Statements (continued)

INTERIM BALANCE SHEET*As of 31/12/2025*

ASSET	Code	Description	Closing balance (31/12/2025)	Opening balance (01/10/2025)
A - CURRENT ASSETS	100		231.230.248.941	222.464.913.866
I. Cash and cash equivalents	110	V.1	70.912.166.999	59.611.326.275
1. Cash	111		5.912.166.999	9.611.326.275
2. Cash equivalents	112		65.000.000.000	50.000.000.000
II. Short-term financial investment	120		20.000.000.000	80.000.000.000
1. Trading securities	121		0	0
2. Provisions for decline in value of trading securities (*)	122		0	0
3. Held to maturity investments	123		20.000.000.000	80.000.000.000
III. Short-term receivables	130		35.061.307.049	66.806.117.483
1. Short-term receivables from customers	131	V.2	28.082.661.265	59.074.735.399
2. Short-term prepayments to suppliers	132	V.3	4.330.692.886	4.032.406.689
3. Short-term intra-company receivables	133			
4. Receivables under schedule of construction contract	134		0	0
5. Short-term loan receivables	135		0	0
6. Other short-term receivables	136	V.4	2.784.018.863	3.835.041.360
7. Short-term provisions for doubtful debts (*)	137	V.5	(136.065.965)	(136.065.965)
8. Shortage of assets awaiting resolution	139		0	0
IV. Inventories	140		103.272.406.385	15.876.312.593
1. Inventories	141	V.6	103.272.406.385	15.876.312.593
2. Provisions for decline in value of inventories (*)	149		0	0
V. Other current assets	150		1.984.368.508	171.157.515
1. Short-term prepaid expenses	151	V.7a	850.399.277	171.157.515
2. Deductible Value-added tax	152		0	0
3. Taxes and other receivables from government	153		1.133.969.231	0
4. Government bonds purchased for resale	154		0	0
5. Other current assets	155		0	0
B - NON - CURRENT ASSETS	200		60.955.847.891	55.402.367.590
I. Long-term receivables	210		0	0
1. Long-term receivables from customers	211		0	0
2. Long-term prepayments to suppliers	212		0	0

YENBAI JOINT-STOCKS FOREST AGRICULTURAL PRODUCTS AND FOODSTUFF COMP

Address: No. 279, Nguyen Phuc Street, Yen Bai Ward, Lao Cai Province, Vietnam

INTERIM COMBINED FINANCIAL STATEMENTS

For the fiscal year ending September 30, 2026

Notes to the Interim Combined Financial Statements (continued)**INTERIM BALANCE SHEET***As of 31/12/2025*

ASSET	Code	Description	Closing balance (31/12/2025)	Opening balance (01/10/2025)
3. Working capital provided to subordinate units	213		0	0
4. Long-term intra-company receivables	214		0	0
5. Long-term loan receivables	215		0	0
6. Other long-term receivables	216		0	0
7. Long-term provisions for doubtful debts (*)	219		0	0
II. Fixed assets	220		53.938.878.677	15.455.770.584
1. Tangible fixed assets	221	V.8	53.938.878.677	15.455.770.584
- Historical costs	222		214.498.018.000	176.590.419.876
- Accumulated depreciation (*)	223		(160.559.139.323)	(161.134.649.292)
2. Finance lease fixed assets	224		0	0
- Historical costs	225		0	0
- Accumulated depreciation (*)	226		0	0
3. Intangible fixed assets	227	V.9	0	0
- Historical costs	228		171.000.000	171.000.000
- Accumulated amortization (*)	229		(171.000.000)	(171.000.000)
III. Investment properties	230		0	0
- Historical costs	231		0	0
- Accumulated depreciation (*)	232		0	0
IV. Non-current assets in progress	240		6.943.544.578	39.715.470.097
1. Cost of long-term work in progress	241		0	0
2. Cost of construction in progress	242	V.10	6.943.544.578	39.715.470.097
V. Long-term financial investments	250		0	0
1. Investments in subsidiaries	251		0	0
2. Investments in joint ventures and associates	252		0	0
3. Investments in equity of other entities	253		0	0
4. Provisions for long-term financial investments (*)	254		0	0
5. Held to maturity investments	255		0	0
VI. Other non-current assets	260	V.13	73.424.636	231.126.909
1. Long-term prepaid expenses	261	V.7b	73.424.636	231.126.909
2. Deferred income tax assets	262		0	0
3. Long-term equipment, supplies and spare parts for replacement	263		0	0

Notes to the Interim Combined Financial Statements (continued)

As of 31/12/2025

ASSET	Code	Description	Closing balance (31/12/2025)	Opening balance (01/10/2025)
4. Other non-current assets	268		0	0
TOTAL ASSETS (270 = 100 + 200)	270		292.186.096.832	277.867.281.456
C - LIABILITIES	300		96.377.546.558	39.465.517.319
I. Current liabilities	310		96.350.696.558	39.438.667.319
1. Short-term supplier payables	311	V.11a	30.232.559.064	16.724.321.847
2. Short-term prepayments from customers	312	V.12	1.713.091.589	57.269.008
3. Taxes and other payables to government	313	V.13	2.826.341.200	12.094.163.391
4. Payables to employees	314		7.346.178.594	4.543.218.863
5. Short-term expenses payable	315	V.14	1.067.954.419	996.919.336
6. Short-term intra-company payables	316			
7. Payables under schedule of construction contract	317		0	0
8. Short-term unearned revenues	318		0	0
9. Other short-term payables	319	V.15a	47.817.112.580	1.052.501.284
10. Short-term loans and finance lease liabilities	320		0	0
11. Provision for short-term payables	321		2.789.068.053	3.116.900.000
12. Bonus and welfare fund	322	V.16	2.558.391.059	853.373.590
13. Price stabilization fund	323		0	0
14. Government bonds purchased for resale	324		0	0
II. Non-current liabilities	330		26.850.000	26.850.000
1. Long-term supplier payables	331	V.11b	1.850.000	1.850.000
2. Long-term prepayments from customers	332		0	0
3. Long-term expenses payable	333		0	0
4. Intra-company payables for operating capital received	334		0	0
5. Long-term intra-company payables	335		0	0
6. Long-term unearned revenues	336		0	0
7. Other long-term payables	337	V.15b	25.000.000	25.000.000
8. Long-term loans and finance lease liabilities	338		0	0
9. Convertible bonds	339		0	0
10. Preference shares	340		0	0
11. Deferred income tax payables	341		0	0

YENBAI JOINT-STOCKS FOREST AGRICULTURAL PRODUCTS AND FOODSTUFF COMP

Address: No. 279, Nguyen Phuc Street, Yen Bai Ward, Lao Cai Province, Vietnam

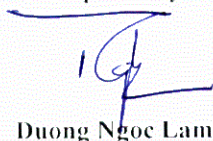
INTERIM COMBINED FINANCIAL STATEMENTS

For the fiscal year ending September 30, 2026

Notes to the Interim Combined Financial Statements (continued)
INTERIM BALANCE SHEET
As of 31/12/2025

ASSET	Code	Description	Closing balance (31/12/2025)	Opening balance (01/10/2025)
12. Provision for long-term payables	342		0	0
13. Science and technology development fund	343		0	0
D - OWNER'S EQUITY	400		195.808.550.274	238.401.764.137
I. Owner's equity	410	V.17	195.808.550.274	238.401.764.137
1. Contributed capital	411		152.699.650.000	152.699.650.000
- Ordinary shares with voting rights	411a		152.699.650.000	152.699.650.000
- Preference shares	411b		0	0
2. Capital surplus	412		323.060.671	323.060.671
3. Conversion options on convertible bonds	413		0	0
4. Other capital	414		0	0
5. Treasury shares (*)	415		0	0
6. Differences upon asset revaluation	416		0	0
7. Exchange rate differences	417		0	0
8. Development and investment funds	418		31.002.773.233	41.002.773.233
9. Corporate reorganization assistance fund	419		0	0
10. Other equity funds	420		0	0
11. Undistributed profit after tax	421		11.783.066.370	54.376.280.233
- Undistributed profit after tax brought forward	421a		2.504.249.428	3.985.843.509
- Undistributed profit after tax for the current period	421b		9.278.816.942	50.390.436.724
12. Construction investment fund	422		0	0
II. Funding sources and other funds	430		0	0
1. Funding sources	431		0	0
2. Funds that form fixed assets	432		0	0
TOTAL SOURCES (440 = 300 + 400)	440		292.186.096.832	277.867.281.456

Prepared by



Duong Ngoc Lam

Chief accountant



Luong Quoc Quyen

Director



Nguyen Huy Thong

YENBAI JOINT-STOCKS FOREST AGRICULTURAL PRODUCTS AND F

Address: No. 279, Nguyen Phuc Street, Yen Bai Ward, Lao Cai Province, Vietnam

INTERIM COMBINED FINANCIAL STATEMENTS

For the fiscal year ending September 30, 2026


Notes to the Interim Combined Financial Statements (continued)

INTERIM INCOME STATEMENT
Quarter I 2025-2026 (from 01/10 to 31/12/2025)

Unit: VND

ITEM	CODE	DESCRIPTION	Quarter I 2025 -2026		Accumulated from the beginning of the year	
			Current year (01/10/2025- 31/12/2025)	Previous year (01/10/2024- 31/12/2024)	Current year (01/10/2025- 31/12/2025)	Previous year (01/10/2024- 31/12/2024)
1	2	3	4	5	6	7
1. Revenues from sales and services rendered	01	VI.1	109.480.198.132	144.894.854.432	109.480.198.132	144.894.854.432
2. Revenue deductions	02		0	0	0	0
3. Net revenues from sales and services rendered (10 - 01-02)	10	VI.1	109.480.198.132	144.894.854.432	109.480.198.132	144.894.854.432
4. Cost of goods sold	11	VI.2	88.188.377.322	128.825.360.184	88.188.377.322	128.825.360.184
5. Gross profit from sales and services rendered (20 :10 - 11)	20		21.291.820.810	16.069.494.248	21.291.820.810	16.069.494.248
6. Financial income	21	VI.3	1.668.808.031	3.796.192.162	1.668.808.031	3.796.192.162
7. Financial expenses	22	VI.4	98.795.363	73.039.787	98.795.363	73.039.787
- In which: Interest expenses	23		0	0	0	0
8. Selling expenses	25	VI.5	4.505.637.150	6.708.776.831	4.505.637.150	6.708.776.831
9. General administration expenses	26	VI.6	6.755.024.038	6.197.475.679	6.755.024.038	6.197.475.679
10. Net profits from operating activities	30		11.601.172.290	6.886.394.113	11.601.172.290	6.886.394.113
11. Other income	31	VI.7	0	0	0	0
12. Other expenses	32	VI.8	0	2.390.633	0	2.390.633
13. Other profits (40 = 31 - 32)	40		0	(2.390.633)	0	(2.390.633)
14. Total net profit before tax (50 = 30 + 40)	50		11.601.172.290	6.884.003.480	11.601.172.290	6.884.003.480
15. Current corporate income tax expense	51	VI.9	2.322.355.348	1.376.113.197	2.322.355.348	1.376.113.197
16. Deferred corporate income tax expenses	52		0	0	0	0
17. Profits after corporate income tax (60=50 - 51 - 52)	60		9.278.816.942	5.507.890.283	9.278.816.942	5.507.890.283
18. Basic earnings per share (*)	70	VI.10	577	336	577	336

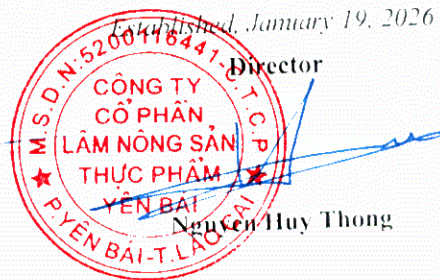
Prepared by


Duong Ngoc Lam

Chief accountant


Luong Quoc Quyen

Director


Established, January 19, 2026
Nguyễn Huy Thông

YENBAI JOINT-STOCKS FOREST AGRICULTURAL PRODUCTS AND FOODSTUFF COMPANY

Address: No. 279, Nguyen Phuc Street, Yen Bai Ward, Lao Cai Province, Vietnam

INTERIM COMBINED FINANCIAL STATEMENTS

For the fiscal year ending September 30, 2026

Notes to the Interim Combined Financial Statements (continued)

INTERIM CASH FLOW STATEMENT

(Indirect method) ()*

Quarter I 2025-2026 (from 01/10 to 31/12/2025)

Unit: VND

Item	Code	Description	Accumulated from the beginning of the year	
			Current year (01/10/2025- 31/12/2025)	Previous year (01/10/2024- 31/12/2024)
1	2	3	4	5
I. Cash flows from operating activities				
<i>1. Profit before tax</i>	01		11.601.172.290	6.884.003.480
<i>2. Adjustments for</i>				
- Depreciation of fixed assets and investment	02		2.669.486.609	2.713.923.912
- Provisions	03		-327.831.947	(3.517.321.450)
- Gains, losses on exchange rate differences from revaluation of accounts derived from foreign	04		(583.658.287)	(186.566.973)
- Gains, losses on investing activities	05		(945.630.927)	(3.723.152.375)
- Interest expenses	06		0	0
- Other adjustments	07			-
<i>3. Operating profit before changes in working capital</i>	08		12.413.537.738	2.170.886.594
- Increase, decrease in receivables	09		32.601.554.144	(11.656.576.818)
- Increase, decrease in inventories	10		(87.396.093.792)	(21.389.358.628)
- Increase, decrease in payables (exclusive of interest payables, corporate income tax payables)	11		56.107.123.921	16.593.389.213
- Increase, decrease in prepaid expenses	12		(521.539.489)	(572.412.328)
- Increase, decrease in trading securities	13			
- Interest paid	14		-	-
- Corporate income tax paid	15		(6.531.525.176)	(3.387.572.165)
- Other receipts from operating activities	16		500.000.000	0
- Other payments on operating activities	17		(310.600.000)	(792.690.000)
<i>Net cash flows from operating activities</i>	20		6.862.457.346	(19.034.334.132)
II. Cash flows from investing activities				
1. Expenditures on purchase and construction of fixed assets and long-term assets	21		(41.565.296.702)	(1.972.340.889)
2. Proceeds from disposal or transfer of fixed assets and other long-term assets	22		0	0
3. Expenditures on loans and purchase of debt instruments from other entities	23		-	0

YENBAI JOINT-STOCKS FOREST AGRICULTURAL PRODUCTS AND FOODSTUFF COMF

Address: No. 279, Nguyen Phuc Street, Yen Bai Ward, Lao Cai Province, Vietnam

INTERIM COMBINED FINANCIAL STATEMENTS

For the fiscal year ending September 30, 2026

Notes to the Interim Combined Financial Statements (continued)

INTERIM CASH FLOW STATEMENT


(Indirect method) (*)

Quarter I 2025-2026 (from 01/10 to 31/12/2025)

Unit: VND

Item	Code	Description	Accumulated from the beginning of the year	
			Current year (01/10/2025- 31/12/2025)	Previous year (01/10/2024- 31/12/2024)
4. Proceeds from lending or resale of debt instruments from other entities	24		45.000.000.000	-
5. Expenditures on equity investments in other entities	25			
6. Proceeds from equity investment in other entities	26			
7. Proceeds from interests, dividends and distributed	27		986.354.381	287.728.205
Net cash flows from investing activities	30		4.421.057.679	(1.684.612.684)
III. Cash flows from financial activities				
1. Proceeds from issuance of shares and receipt of contributed capital	31		0	0
2. Repayments of contributed capital and repurchase of stock issued	32		0	0
3. Proceeds from loans	33		0	0
4. Repayment of loans principal	34		0	0
5. Repayment of financial lease principal	35		0	0
6. Dividends and profits paid to owners	36		0	0
Net cash flows from financial activities	40		0	0
Net cash flows during the period (50 = 20+30+40)	50		11.283.515.025	(20.718.946.816)
Cash and cash equivalents at the beginning of the	60		59.611.326.275	94.467.547.790
Effect of exchange rate fluctuations	61		17.325.699	15.290.901
Cash and cash equivalents at the end of the period (70 = 50+60+61)	70		70.912.166.999	73.763.891.875

Prepared by




Duong Ngoc Lam

Chief accountant



Luong Quoc Quyen

Established, January 19, 2026
Director

Nguyen Huy Thong

YENBAI JOINT-STOCKS FOREST AGRICULTURAL PRODUCTS AND FOODSTUFF COMPANY

Address: No. 279, Nguyen Phuc Street, Yen Bai Ward, Lao Cai Province, Vietnam

INTERIM COMBINED FINANCIAL STATEMENTS

For the fiscal year ends September 30, 2026

NOTES TO THE INTERIM COMBINED FINANCIAL STATEMENTS

For the fiscal year ends September 30, 2026

I. OPERATING FEATURES

1. **Form of ownership :** Join Stock Company .
2. **Business field:** Production, service
3. **Main business activities during the period:**
 - Processing, manufacturing and trading of forest products;
 - Processing, manufacturing and trading of agricultural and food products;
 - General goods import and export business;
 - Production and processing of cinnamon essential oil and cinnamon products.
4. **Normal operating cycle:** Within 12 months
5. **Business structure:**
Affiliated units without legal status have dependent accounting:
Include:

Unit name	Address
Yen Binh Paper Factory	Hop Thinh Village, Van Phu Ward, Lao Cai Province
Van Chan Paper Factory	Han Village, Thuong Bang La Commune, Lao Cai Province
Minh Quan Paper Factory	Lien Hiep Village, Au Lau Ward, Lao Cai Province
Nguyen Phuc Export Paper Processing Factory	Nguyen Phuc Street, Yen Bai Ward, Lao Cai Province
Van Yen Cassava Factory	Cau Khai Village, Dong Cuong Commune, Lao Cai Province
Van Chan Cinnamon Essential Oil Processing Factory	Ban Dong Village, Son Luong Commune, Lao Cai Province
Phu Thinh Paper Processing Factory	Hop Thinh Village, Van Phu Ward, Lao Cai Province
Yen Hop Paper Factory	Yen Hop 2 Village, Xuan Ai Commune, Lao Cai Province

II. ACCOUNTING PERIOD, PRESENTATION CURRENCY

1. **Annual accounting period**
Annual accounting period begins on October 1 of the previous year and ends on September 30 of the following year.
According to the resolution of the 2018 General Meeting of Shareholders, the first fiscal year of 2019 of the conversion will start from January 1, 2019 and end on September 30, 2019.

2. **Currency presentation in accounting**
The currency presented in accounting is Vietnamese Dong (VND).

III. ACCOUNTING STANDARDS AND REGIMES

1. **Applicable accounting regime**

YENBAI JOINT-STOCKS FOREST AGRICULTURAL PRODUCTS AND FOODSTUFF COMPANY

Address: No. 279, Nguyen Phuc Street, Yen Bai Ward, Lao Cai Province, Vietnam

INTERIM COMBINED FINANCIAL STATEMENTS

For the fiscal year ends September 30, 2026

Notes to the consolidated financial statements (continued)

The Company applies the Vietnamese Enterprise Accounting Regime issued under Circular No. 200/2014/TT-BTC dated December 22, 2014 of the Minister of Finance and circulars guiding the implementation of accounting standards and regimes of the Ministry of Finance.

2. Statement of compliance

The Board of Managements ensures that it has complied with the requirements of the Accounting Standards and the Vietnamese Enterprise Accounting Regime issued under Circular No. 200/2014/TT-BTC dated December 22, 2014 of the Minister of Finance as well as the circulars guiding the implementation of accounting standards and regimes of the Ministry of Finance in preparing the Combined Financial Statements.

IV. APPLICABLE ACCOUNTING POLICIES**1. Cash and cash equivalents**

Cash and cash equivalents include cash, bank deposits, cash in transit and short-term investments with due date or maturity not exceeding 3 months from the date of purchase, which are readily convertible to identified amounts of cash and are subject to an insignificant risk of change in value.

2. Principles of accounting for receivables

Receivables are accounted for using the cost and provisions principle.

Provision for doubtful debts is made for each doubtful debt based on the age of overdue debts or the expected loss that may occur, specifically as follows:

- For overdue receivables:
 - 30% of the value for overdue receivables from 6 months to less than 1 year.
 - 50% of the value for receivables overdue from 1 year to less than 2 years.
 - 70% of the value for receivables overdue from 2 years to less than 3 years.
 - 100% of value for receivables overdue for more than 3 years.
- For receivables that are not overdue but are unlikely to be recovered: establish provisions based on expected loss.

3. Principles of inventories recognition

Inventories are recognized at cost. The cost of inventories comprises purchase costs, conversion costs and other directly attributable costs incurred in bringing the inventories to their present location and condition.

The cost of inventories is calculated using the first-in, first-out method and is accounted for using the perpetual inventory method.

Provisions for decline in value of inventories are recognized when the cost is greater than the net realizable value. Net realizable value is the estimated selling price of the inventories less the estimated costs of completion and the estimated costs necessary to make the sale.

4. Principles of recording and depreciating fixed assets

Fixed assets are stated at cost less accumulated depreciation. The cost of fixed assets includes all costs incurred by the Company to acquire the fixed assets up to the date when the assets are ready for use. Expenditures incurred after initial recognition are only recorded as an increase in the cost

YENBAI JOINT-STOCKS FOREST AGRICULTURAL PRODUCTS AND FOODSTUFF COMPANY

Address: No. 279, Nguyen Phuc Street, Yen Bai Ward, Lao Cai Province, Vietnam

INTERIM COMBINED FINANCIAL STATEMENTS

For the fiscal year ends September 30, 2026

Notes to the consolidated financial statements (continued)

of fixed assets if it is certain that these costs will increase future economic benefits from the use of the assets. Expenditures that do not satisfy the above conditions are recorded as expenses in the period.

When fixed assets are sold or disposed of, their cost and accumulated depreciation are eliminated from the accounts and any gain or loss resulting from their disposal is included as income or expense for the period.

For the machinery and equipment of Van Yen Cassava Project No. 2, units of production depreciation method is applied. The design capacity of the project is 110,000 tons of products (100 tons of products/day, production 100 days/year and implementation within 11 years).

The Company's intangible fixed assets are computer software. The original cost of computer software is all the costs that the Company has incurred up to the time the software is put into use. At the time of preparing this report, the computer software has been fully depreciated but is still in use.

The remaining fixed assets are depreciated using the straight-line method over their estimated useful lives. The depreciation years for the various types of fixed assets are as follows:

<u>Fixed assets</u>	<u>Years</u>
Houses, buildings	5 - 25
Machinery and equipment	5 - 15
Means of transport, transmission	6 - 10
Management equipment and tools	3 - 10

5. Principles of accounting for prepaid expenses

Prepaid expenses are the cost of serving several production and business periods, allocated to production and business periods up to 12 months and over 12 months.

6. Principles of accounting for payables

Payables are recorded according to invoices and documents, and are monitored in detail by payment term, payable entity, origin currency and other factors according to the management needs of the enterprise.

Supplier payables include commercial payables arising from transactions of purchasing goods, services, assets and the seller is an independent entity from the buyer. These payables include payables when importing through a trustee (in entrusted import transactions).

Other payables include non-commercial payables, non-related to the purchase, sale or provision of goods and services.

7. Principles of recording loans and financial lease liabilities

Reflects the loans, financial lease liabilities and the payment status of the company's loans and financial lease liabilities.

Amounts with repayment period of more than 12 months from the date of preparation of Financial Statements are presented as long-term loans and long-term financial lease liabilities. Amounts due for repayment within the next 12 months from the date of preparation of Financial Statements are presented as short-term loans and short-term financial lease liabilities for payment plan.

YENBAI JOINT-STOCKS FOREST AGRICULTURAL PRODUCTS AND FOODSTUFF COMPANY

Address: No. 279, Nguyen Phuc Street, Yen Bai Ward, Lao Cai Province, Vietnam

INTERIM COMBINED FINANCIAL STATEMENTS

For the fiscal year ends September 30, 2026

Notes to the consolidated financial statements (continued)

8. Principles of recognition and capitalization of borrowing costs

Borrowing costs are recognized as expenses incurred in the period.

9. Principle of recording expenses payable

Expenses payable are recorded based on reasonable estimates of the amounts payable for goods and services used during the period.

10. Principles and methods of recording provisions for payables

Provisions for payables are recorded based on reasonable estimates of the amount of money spent on production and business activities during the period that are planned and occur regularly.

11. Principle of owner's equity recognition

The Company's Owner's equity includes:

- Contributed capital: recorded according to the actual amount invested by shareholders.
- Capital surplus: difference due to issuing shares at a price higher than par value.

Funds are set aside and used in accordance with the Company Charter and resolutions of the General Meeting of Shareholders.

Undistributed profit reflect the Company's business results after corporate income tax and the Company's profit distribution or loss handling situation.

Exchange rate differences arising during the period and exchange rate differences due to revaluation of foreign currency items at the end of the period are recorded in income or expenses during the period. Exchange rate differences due to revaluation of foreign currency balances at the end of the period are implemented according to the guidance of Circular 200/2014/TT-BTC dated December 22, 2014 of the Ministry of Finance.

Exchange rates used for conversion as of 31/12/2025: BIDV: 26.203 VND/USD; Techcombank: 26.118 VND/USD; Vietinbank: 25.900 VND/USD; Vietcombank: 26.077 VND/USD; BIDV: 3.720 VND/CNY.

12. Principles and methods of revenue recognition

When selling goods, finished products, revenue is recognized when the significant risks and rewards of ownership have been transferred to the buyer and no significant uncertainties remain regarding the collection of payment, associated costs or the possible return of goods.

When providing services, revenue is recognized when there are no significant uncertainties remain regarding the collection of payment or associated costs.

Interest is recognized on a time and interest rate basis.

13. Principles of accounting for cost of goods sold

Cost of goods sold reflects the cost value of products, goods and services.

14. Principles of financial expenses accounting

Reflects financial operating expenses including expenses or losses related to financial investment activities, lending and borrowing costs, costs of capital contribution to joint ventures and associations, short-term securities transfer losses, securities transaction costs; Provisions for decline in value of trading securities, provisions for investment losses in other entities, losses arising from selling foreign currencies, exchange rate losses...

15. Principles of accounting for selling expenses and general administration expenses

Selling expenses reflect actual costs incurred in the process of selling products, goods, and providing services, including costs of offering, introducing products, advertising products, sales commissions, product and goods warranty costs (except construction activities), preservation, packaging, transportation costs, etc.

General administration expenses reflect the general management costs of the corporate, including costs for salaries of employees in the business management department (salaries, wages, provisions, etc.); social insurance, health insurance, union fees, unemployment insurance for business management employees; costs of office materials, labor tools, depreciation of fixed assets used for business management; land rent, business license tax; provision for bad debts; outsourced services (electricity, water, telephone, fax, property insurance, fire and explosion insurance, etc.); other cash expenses (reception, customer conferences, etc.).

16. Principles and methods of recording current corporate income tax expenses

Taxable income from agricultural production and processing activities at cassava product manufacturing and processing factories in Van Yen district, Yen Bai province (in a difficult social-economic area) is eligible for tax incentives with a corporate income tax rate of 10% throughout the entire operating period (Applicable from January 1, 2015).

For the remaining projects, the Company is obliged to pay corporate income tax at a rate of 20%.

Corporate income tax expense for the year is current corporate income tax, calculated based on taxable income for the year at the applicable tax rate.

17. Financial assets

Classification of financial assets

The Company classifies its financial assets into the following groups: financial assets at fair value through the Income statement, investments held to maturity, loans and receivables, and available-for-sale financial assets. The classification of these financial assets depends on the nature and purpose of the financial assets and is determined at the time of initial recognition.

Financial assets are recorded at fair value through the Income statement

Financial assets are classified as measured at fair value through the Income statement if they are held for trading or designated as such at fair value through the Income statement upon initial recognition.

Financial assets are classified as held for trading securities if:

- Purchased or created primarily for the purpose of resale in the short term;
- The Company intends to hold for the purpose of short-term profit;
- Derivative financial instruments (except for derivative financial instruments that are identified as a financial guarantee contract or a designated and effective hedging instrument).

Held to maturity investments

Held-to-maturity investments are non-derivative financial assets with fixed or determinable payments and fixed maturity that the Company has the intention and ability to hold to maturity.

Loans and receivables

Loans and receivables are non-derivative financial assets with fixed or determinable payments

YENBAI JOINT-STOCKS FOREST AGRICULTURAL PRODUCTS AND FOODSTUFF COMPANY

Address: No. 279, Nguyen Phue Street, Yen Bai Ward, Lao Cai Province, Vietnam

INTERIM COMBINED FINANCIAL STATEMENTS

For the fiscal year ends September 30, 2026

Notes to the consolidated financial statements (continued)

and are not listed on an active market.

Financial assets available for sale

Available-for-sale financial assets are non-derivative financial assets that are designated as available-for-sale or that are not classified as financial assets at fair value through Income statement, held-to-maturity investments, or loans and receivables.

Initial book value of financial assets

Financial assets are recognised at the date of acquisition and derecognised at the date of sale. At the time of initial recognition, financial assets are measured at their purchase price/issuance costs plus any other costs directly attributable to the acquisition or issue of the financial asset.

18. Financial liabilities and equity instruments

Financial instruments are classified as financial liabilities or equity instruments upon initial recognition in accordance with the substance and definitions of financial liabilities and equity instruments.

Financial liabilities

The Company classifies financial liabilities into groups: financial liabilities recorded at fair value through the Income Statement, financial liabilities determined at amortized cost. The classification of financial liabilities depends on the nature and purpose of the financial liability and is determined at the time of initial recognition.

Financial liabilities are recorded at fair value through the Income statement.

A financial liability is classified as measured at fair value through the Income statement if it is held for trading or designated as such at fair value through the Income statement upon initial recognition.

Financial liabilities are classified as held for trading securities if:

- Issued or created primarily for the purpose of repurchase in the short term;
- The Company intends to hold for the purpose of short-term profit;
- Derivative financial instruments (except for derivative financial instruments that are identified as a financial guarantee contract or a designated and effective hedging instrument).

Financial liabilities are measured at amortized cost.

Financial liabilities are measured at amortised cost, which is the amount at which the financial liability is initially recognised less principal repayments, total or less the cumulative amortisation using the effective interest method of any difference between that initial amount and the maturity amount, and less any reduction (directly or through the use of an provision account) for impairment or uncollectibility.

The effective interest method is a method of calculating the amortized cost of a financial liability or group of financial liabilities and allocating interest income or expense over the relevant period. The effective interest rate is the rate at which estimated future cash flows that will be paid or received over the expected life cycle of the financial instrument or, if appropriate, are discounted to the net present carrying amount of the financial liability.

Initial book value of financial liability

At initial recognition, financial liabilities are measured at issue price total any costs directly attributable to the issue of the financial liability.

YENBAI JOINT-STOCKS FOREST AGRICULTURAL PRODUCTS AND FOODSTUFF COMPANY

Address: No. 279, Nguyen Phue Street, Yen Bai Ward, Lao Cai Province, Vietnam

INTERIM COMBINED FINANCIAL STATEMENTS

For the fiscal year ends September 30, 2026

Notes to the consolidated financial statements (continued)

Equity instruments

An equity instrument is a contract that evidences a residual interest in the assets of the Company after deducting all of its liabilities.

Complex financial instruments

Complex financial instruments issued by the Company are classified into liability components and equity components according to the contractual agreement and the definition of financial liabilities and equity instruments .

The equity component is determined as the carrying amount of the financial instrument after deducting the fair value of the liability component. The value of derivatives (such as put options) embedded in the complex financial instrument that are not part of the equity component (such as equity conversion options) is presented in the liability component. The sum of the carrying amounts for the liability and equity components on initial recognition is equal to the fair value of the financial instrument.

19. Offsetting of financial instruments

Financial assets and financial liabilities are offset against each other and presented at net value in the Balance Sheet when and only when the Company:

- Has a legal right to offset the amount recorded; and
- Intend to settle on a net basis or to realise the asset and settle the liability simultaneously.

20. Report by segment

A business segment is a distinguishable component that is engaged in providing products or services and that is subject to risks and returns that are different from those of other business segments.

A geographical segment is a distinguishable component that is engaged in providing products or services within a particular economic environment and that is subject to risks and returns that are different from those of components operating in other economic environments .

21. Related parties

Parties are considered to be related if one party has the ability to control the other party or exercise significant influence over the other party in making financial and operating decisions.

YENBAI JOINT-STOCKS FOREST AGRICULTURAL PRODUCTS AND FOODSTUFF COMPANY

Address: No. 279, Nguyen Phuc Street, Yen Bai Ward, Lao Cai Province, Vietnam

INTERIM COMBINED FINANCIAL STATEMENTS

For the fiscal year ending September 30, 2026

Notes to the Interim Combined Financial Statements (continued)

V. Additional information for items presented in the Balance Sheet

1. Cash and cash equivalents	Ending of Period (31/12)	Beginning of the Year (01/10)
Cash	1.833.283.961	1.150.300.778
Demand deposit	4.078.883.038	8.461.025.497
Cash equivalents	65.000.000.000	50.000.000.000
<i>Bank deposits with original term of 03 months or less</i>	<i>65.000.000.000</i>	<i>50.000.000.000</i>
Total	70.912.166.999	59.611.326.275

2. Short-term financial investment	Ending of Period		Beginning of the Year	
	Cost	Book value	Cost	Book value
Other short-term investment	20.000.000.000	20.000.000.000	80.000.000.000	80.000.000.000
Total	20.000.000.000	20.000.000.000	80.000.000.000	80.000.000.000

3. Short-term receivables from customers	Ending of Period (31/12)	Beginning of the Year (01/10)
JIN CAI SIEN TECHNOLOGY CO., LTD	9.494.196.663	14.634.143.514
Thai Binh Export Paper Company Limited	5.269.211.601	8.603.528.075
Giang Bien Commercial Company Limited	1.574.371.009	2.296.397.059
Dung Thanh Phat Handicraft General Service Cooperative	2.505.160.456	2.505.160.456
Phuc Hung Trading Company Limited	0	4.244.560.524
Nhan Thanh Paper Company Limited	1.926.821.270	1.964.524.350
Bac Ha Company Limited	0	3.192.693.600
Tan Phat Dat Import Export Joint Stock Company	1.222.600.005	8.332.600.002
TPP International Agriculture Company Limited	0	3.035.280.000
Other customers	6.090.300.261	10.265.847.819
Total	28.082.661.265	59.074.735.399

4. Short-term prepayment to supplier	Ending of Period (31/12)	Beginning of the Year (01/10)
NEXTECH ECOLIFE Joint Stock Company	609.000.000	609.000.000
Quan Tien Map Surveying Joint Stock Company	143.000.000	143.000.000
Trang An 168 Company Limited	2.521.152.000	2.521.152.000
Tuan Tu Collective Joint Stock Enterprise	276.600.000	92.200.000
Other suppliers	780.940.886	667.054.689
Total	4.330.692.886	4.032.406.689

YENBAI JOINT-STOCKS FOREST AGRICULTURAL PRODUCTS AND FOODSTUFF COMPANY

Address: No. 279, Nguyen Phuc Street, Yen Bai Ward, Lao Cai Province, Vietnam

INTERIM COMBINED FINANCIAL STATEMENTS

For the fiscal year ending September 30, 2026

Notes to the Interim Combined Financial Statements (continued)

5. Other short-term receivables	Ending of Period (31/12)		Beginning of the Year (01/10)	
	Value	Provision	Value	Provision
Advance	2,188,449,000		1,858,440,000	
Estimated interest on deposit	421,465,754		1,877,123,289	
Personal income tax receivable	9,817,571		5,970,488	
Other short-term receivables	164,286,538		93,507,583	
Total	2,784,018,863		3,835,041,360	-
6. Short-term provisions for doubtful debts	Short-term		Long-term	Total
	receivable, loans		receivable, loans	
Beginning balance (of the Year)	(136,065,965)			(136,065,965)
Additional provision				-
Decrease due to debt relief	-			-
Ending balance (of Period)				(136,065,965)
7. Inventories	Ending of Period (31/12)		Beginning of the Year (01/10)	
	Cost	Provision	Cost	Provision
Raw materials:	16,027,448,554		9,988,105,335	
Work in progress:	2,532,281,645		2,640,851,571	
Finished products:	84,712,676,186	-	3,247,355,687	
Goods sent for sale:	0		0	
Total	103,272,406,385	-	15,876,312,593	-
8. Short-term prepaid expenses	Ending of Period		Beginning of the	
			Year	
Labor protection costs	87,498,640		0	
Subscription fees for the Vietnamese Law Newspaper	100,000,000		100,000,000	
Allocating major repair costs for Van Yen cassava factory	471,635,459		0	
Replacement parts costs for factories	141,383,528		0	
Cost of cutting firewood at Van Yen cassava factory	49,881,650		71,157,515	
Total	850,399,277		171,157,515	
9. Long-term prepaid expenses	Ending of Period		Beginning of the	
			Year	
- Supplementing the plan to renovate Yen Binh wastewater treatment system	0		69,299,580	
- Prepare documents for granting discharge licenses in Yen Binh, Van Chan, Minh Quan	0		82,754,641	
- Fee for surface water exploitation and use application in Yen Hop, Minh Quan	73,424,636		79,072,688	
Total	73,424,636		231,126,909	
10. Other long-term receivables	Ending of Period		Beginning of the Year	
	Value	Provision	Value	Provision
Foreign Contractor Tax	0	0	0	0
Total	0	0	0	0

YENBAI JOINT-STOCKS FOREST AGRICULTURAL PRODUCTS AND FOODSTUFF

Address: No. 279, Nguyen Phu Street, Yen Bai Ward, Lao Cai Province, Vietnam

INTERIM COMBINED FINANCIAL STATEMENTS

For the fiscal year ending September 30, 2026

Notes to the Interim Combined Financial Statements (continued)

11. Increase and decrease of tangible fixed assets:

	Houses, buildings	Machinery and equipment	Means of transport, transmission	Management equipment and tools	Other fixed assets	Total
Cost						
Beginning balance (of the Year)	78,796,447,860	91,124,521,031	6,581,000,985	88,450,000	-	176,590,419,876
Increase in period	240,010,481	39,759,806,443	1,152,777,778	-	-	41,152,594,702
- <i>Due to new purchases</i>	-	1,329,746,044	1,152,777,778	-	-	2,482,523,822
- <i>Due to fixed assets classification</i>	-	-	-	-	-	-
- <i>Due to completed construction</i>	240,010,481	38,430,060,399	-	-	-	38,670,070,880
Decrease in period	(256,382,358)	(2,988,614,220)	-	-	-	(3,244,996,578)
- <i>Due to Circular 145/2013/TT-BTC</i>	-	-	-	-	-	-
- <i>Liquidation, sale</i>	(256,382,358)	(2,988,614,220)	-	-	-	(3,244,996,578)
Ending balance (of Period)	78,780,075,983	127,895,713,254	7,733,778,763	88,450,000	-	214,498,018,000
<i>In which:</i>						
<i>Fully depreciated but still in use</i>	63,013,230,648	69,286,455,106	3,868,437,349	88,450,000	-	136,256,573,103
Depreciation value						
Beginning balance (of the Year)	71,654,402,722	83,695,735,480	5,696,061,090	88,450,000	-	161,134,649,292
- <i>Increase due to depreciation during the period</i>	866,733,908	1,678,219,146	124,533,555	-	-	2,669,486,609
- <i>Increase due to classification</i>	-	-	-	-	-	-
Decrease in period	(256,382,358)	(2,988,614,220)	-	-	-	(3,244,996,578)
- <i>Due to Circular 145/2013/TT-BTC</i>	-	-	-	-	-	-
- <i>Liquidation, sale</i>	(256,382,358)	(2,988,614,220)	-	-	-	(3,244,996,578)
Ending balance (of Period)	72,264,754,272	82,385,340,406	5,820,594,645	88,450,000	-	160,559,139,323
Residual value						
Beginning balance (of the Year)	7,142,045,138	7,428,785,551	884,939,895	-	-	15,455,770,584
Ending balance (of Period)	6,515,321,711	45,510,372,848	1,913,184,118	-	-	53,938,878,677

12. Increase and decrease of intangible fixed assets

- The old accounting software from 2006 has been liquidated and replaced with FAST 11 accounting software, put into use from January 1, 2018.

	Cost	Periodic depreciation value	Depreciated value	Residual value

YENBAI JOINT-STOCKS FOREST AGRICULTURAL PRODUCTS AND FOODSTUFF COMPANY

Address: No. 279, Nguyen Phuoc Street, Yen Bai Ward, Lao Cai Province, Vietnam

INTERIM COMBINED FINANCIAL STATEMENTS

For the fiscal year ending September 30, 2026

Notes to the Interim Combined Financial Statements (continued)

13. Cost of construction in progress

	Beginning balance (of the Year)	Costs incurred during the period	Recognized as fixed assets during the period	Recognized as expenses during the period	Ending balance (of Period)
Construction in progress	3,526,152,120	412,702,000	-	-	3,938,854,120
- Site clearance to expand Van Yen cassava factory No. 2	3,033,652,120	0	0	0	3,033,652,120
- Site clearance, repair and expansion of Minh Quan Paper Factory	312,500,000	130,500,000	0	0	443,000,000
- Site clearance, repair and expansion of Van Chan Paper Factory	180,000,000	0	0	0	180,000,000
- Initialize and provide Fast software	-	208,500,000	0	0	208,500,000
- Server computer for Fast software	-	73,702,000	0	0	73,702,000
Major repairment of fixed assets	36,189,317,977	8,796,837,552	41,152,594,702	828,870,369	3,004,690,458
- Yen Binh Paper Factory	-	5,505,128,765	3,113,849,113	-	2,391,279,652
- Van Chan Paper Factory	-	511,441,105	0	-	511,441,105
- Minh Quan Paper Factory	-	301,992,791	0	200,023,090	101,969,701
- Renovation plan - Van Yen cassava factory	36,189,317,977	2,478,274,891	38,038,745,589	628,847,279	0
Total	39,715,470,097	9,209,539,552	41,152,594,702	828,870,369	6,943,544,578

YENBAI JOINT-STOCKS FOREST AGRICULTURAL PRODUCTS AND FOODSTUFF COMPANY

Address: No. 279, Nguyen Phuc Street, Yen Bai Ward, Lao Cai Province, Vietnam

INTERIM COMBINED FINANCIAL STATEMENTS

For the fiscal year ending September 30, 2026

Notes to the Interim Combined Financial Statements (continued)

14. Short-term payables to suppliers	Ending of Period	Beginning of the
An Hoa Company Limited	1,045,288.800	1,235,646.000
Ngoc Diep Chemical Commercial Company Limited	415,719.000	178,349.068
Thanh Binh International Joint Stock Company	363,760.200	636,925.800
Vu Ngoc Nam Single-member Company Limited	1,211,760.000	1,211,760.000
Petrolimex Lao Cai Single-member Company Limited	401.000	965,719.094
Tuan Sang Tay Ninh Single-Member Limited Liability Company	3,337,793.550	3,337,793.550
Quang Minh Import-Export Service Trading Limited Company	2,509,586.895	0
Ly Thi Binh	787,858.900	0
Lao Cai Power Company - Branch of Northern Power Corporation	2,232,420.611	317,028.629
Nguyen Thi Quynh	1,306,024.180	0
Other suppliers	17,021,945.928	8,841,099.706
Total	30,232,559.064	16,724,321.847

15. Short-term prepayments from	Ending of Period	Beginning of the
Thai Binh An Trading and Manufacturing Joint Stock Company	233,648.250	0
Minh Vu 3H Single-Member Limited Liability Company	665,566.625	0
VINA Thanh Hoa Cassava Starch Production Joint Stock Company	500,000.000	0
Other customers	313,876.714	57,269.008
Total	1,713,091.589	57,269.008

16. Taxes and payables	Beginning of the Year		Incurred during period		Ending of Period	
	Payable	Receivable	Payable	Actual paid	Payable	Receivable
VAT on domestic sales	5,558,250.715		(1,096,478.975)	5,544,467.151	0	1,082,695.411
VAT on imported goods	0		14,822.541	14,822.541	0	
Import tax	0		1,082.293	1,082.293	0	
Corporate Income Tax	6,531,525.176		2,322,355.348	6,531,525.176	2,322,355.348	
Personal Income Tax	0	0	835,411.860	340,035.768	495,376.092	
Resource tax + surface water exploitation rights granting	4,387.500		21,607.020	17,384.760	8,609.760	
Real estate tax, land rent	0		469,827.336	521,101.156	0	51,273.820
Other taxes	0		11,556.996	11,556.996		
Total	12,094,163.391	-	2,580,184.419	12,981,975.841	2,826,341.200	1,133,969.231

YENBAI JOINT-STOCKS FOREST AGRICULTURAL PRODUCTS AND FOODSTUFF COMPANY

Address: No. 279, Nguyen Phuc Street, Yen Bai Ward, Lao Cai Province, Vietnam

INTERIM COMBINED FINANCIAL STATEMENTS

For the fiscal year ending September 30, 2026

Notes to the Interim Combined Financial Statements (continued)

17. Short-term expenses payable	Ending of Period	Beginning of the Year
Forest environmental protection fee, resource tax	25.249.000	17.749.000
Electricity cost (Factories)	179.050.854	357.064.560
Environmental protection fee for industrial wastewater	297.824.022	264.901.101
Loading and unloading costs of Van Yen cassava factory	-	357.204.675
Short-term liabilities at Van Yen Cassava Processing Plant	278.603.418	
Other short-term payables	287.227.125	
Total	1.067.954.419	996.919.336

18. Other short-term payables	Ending of Period	Beginning of the Year
Union fees	143.731.470	128.046.538
Social insurance	0	649.830.250
Dividends payable	47.336.891.500	25.429.005
Other short-term payables	336.489.610	249.195.491
Total	47.817.112.580	1.052.501.284

19. Short-term loans and financial leases	Beginning of the Year		Ending of Period	
	Value	Ability to pay	Value	Ability to pay
Short term loan - BIDV Yen Bai	0	0	0	0
Short-term loan - Vietin Bank Yen Bai	0	0	0	0
Total	0	0	0	0

Details of loans incurred during the period are as follows:

	Beginning of the Year	Amount of loan incurred during the period	Amount of loan paid during the period	Ending of Period
Short term loan - BIDV Yen Bai	0	0	0	0
Short-term loan - Vietin Bank Yen Bai	0	0	0	0
Total	0	0	0	0

YENBAI JOINT-STOCKS FOREST AGRICULTURAL PRODUCTS AND FOODSTUFF COMPANY

Address: No. 279, Nguyen Phuc Street, Yen Bai Ward, Lao Cai Province, Vietnam

INTERIM COMBINED FINANCIAL STATEMENTS

For the fiscal year ending September 30, 2026

Notes to the Interim Combined Financial Statements (continued)**20. Provision for short-term payables**

	Ending of Period	Beginning of the
Advance provision for major repair costs and architectural works of fixed assets	513.279.117	0
Bonus salary	2.275.788.936	3.116.900.000
Total	2.789.068.053	3.116.900.000

21. Bonus and welfare fund

	Beginning of the Year	Increase due to provision from	Fund disbursement	Ending of Period
Bonus fund	0	0	0	0
Welfare fund	853.373.590	2.015.617.469	310.600.000	2.558.391.059
	853.373.590	2.015.617.469	310.600.000	2.558.391.059

22. Long-term payables to suppliers

	Ending of Period	Beginning of the
HTC Vinh Phuc Industrial Equipment Company Limited	1.850.000	1.850.000
Total	1.850.000	1.850.000

23. Other long-term payables

	Ending of Period	Beginning of the
Mr. Ha Xuan Quang	5.000.000	5.000.000
Do Cuong Transport Service Company Limited	20.000.000	20.000.000
Total	25.000.000	25.000.000

YENBAI JOINT-STOCKS FOREST AGRICULTURAL PRODUCTS AND FOODSTUFF COMPANY

Address: No. 279, Nguyen Phuoc Street, Yen Bai Ward, Lao Cai Province, Vietnam

INTERIM COMBINED FINANCIAL STATEMENTS

For the fiscal year ending September 30, 2026

Notes to the Interim Combined Financial Statements (continued)

24 Owner's equity

a, Owner's equity fluctuation comparison table

Content	Contributed capital	Capital surplus	Development and investment fund	Undistributed profit after tax	Total
Previous year's opening balance	152,699,650,000	323,060,671	41,002,773,233	45,922,822,285	239,948,306,189
Profit for the period				50,390,436,724	50,390,436,724
Funds provisions during the period				(1,546,094,276)	(1,546,094,276)
Increased charter capital from profit			(10,000,000,000)	10,000,000,000	-
Dividends paid during the year				(50,390,884,500)	(50,390,884,500)
Executive board bonus				-	-
Previous year's ending balance	152,699,650,000	323,060,671	31,002,773,233	54,376,280,233	238,401,764,137
Current year's opening balance	152,699,650,000	323,060,671	31,002,773,233	54,376,280,233	238,401,764,137
Profit for the period				9,278,816,942	9,278,816,942
Funds provisions during the period				(2,015,617,469)	(2,015,617,469)
Increased charter capital from profit				-	-
Dividends, profits distribution				(47,336,891,500)	(47,336,891,500)
Executive board bonus				(2,519,521,836)	(2,519,521,836)
Current year's ending balance	152,699,650,000	323,060,671	31,002,773,233	11,783,066,370	195,808,550,274

YENBAI JOINT-STOCKS FOREST AGRICULTURAL PRODUCTS AND FOODSTUFF COMPANY

Address: No. 279, Nguyen Phuc Street, Yen Bai Ward, Lao Cai Province, Vietnam

INTERIM COMBINED FINANCIAL STATEMENTS

For the fiscal year ending September 30, 2026

Notes to the Interim Combined Financial Statements (continued)

b) Details of contributed capital	End of Period	Beginning of the
Contributed capital	152.699.650.000	152.699.650.000
Capital surplus	323.060.671	323.060.671
Total	153.022.710.671	153.022.710.671

c) Capital transactions with owners and dividend, profit distribution	End of Period	Beginning of the Year
- Contributed capital	152.699.650.000	152.699.650.000
- Dividends, profits contributed	2.519.521.836	0

d) Shares	End of Period	Beginning of the
- Outstanding common shares at the beginning of the year	15.269.965	15.269.965
Average outstanding common shares during the period	15.269.965	15.269.965

f) Dividends

- Declared dividends after the end of the accounting year:		
+ Declared dividends on common stock	577	3.100

c) Funds:

- Development and investment fund;	31.002.773.233	31.002.773.233
------------------------------------	----------------	----------------

25. Items off the Balance Sheet

	End of Period	Beginning of the
Goods and materials receiving on behalf and processing:	5.476.504.375	3.908.686.096
Foreign currencies - USD:	481.66	28.402,64
Foreign currencies - CNY:	752.400	-

VI. Additional information for items presented in the Income Statement*Unit: VND*

1. Total revenues from sales and services	Current year	Previous year
Revenues from sales and services rendered	109.480.198.132	144.894.854.432
goods	109.480.198.132	144.894.854.432
In which: Domestic revenue	60.173.977.378	56.642.005.816
Direct export revenue	49.306.220.754	88.252.848.616
- Revenue from joss paper products	10.272.753.526	12.460.703.808
USD Equivalent	392.044,94	491.565,89
- Revenue from exported paper products	12.162.032.347	9.496.085.283
USD Equivalent	464.146,56	374.613,80
- Revenue from cassava starch products	26.871.434.881	66.296.059.525
USD Equivalent	1.025.509,86	2.615.332,34
Total USD:	1.881.701,36	3.481.512,04
Revenue deductions	0	0
Net revenue	109.480.198.132	144.894.854.432

2. Revenue deductions	Current year	Previous year
------------------------------	---------------------	----------------------

YENBAI JOINT-STOCKS FOREST AGRICULTURAL PRODUCTS AND FOODSTUFF COMPANY

Address: No. 279, Nguyen Phuc Street, Yen Bai Ward, Lao Cai Province, Vietnam

INTERIM COMBINED FINANCIAL STATEMENTS

For the fiscal year ending September 30, 2026

Notes to the Interim Combined Financial Statements (continued)

3. Cost of goods sold	Current year	Previous year
- Cost of finished products sold:	88.188.377.322	128.825.360.184
	88.188.377.322	128.825.360.184
4. Financial income	Current year	Previous year
- Interest from deposits and loans	945.630.927	412.276.150
- Interest from exchange rate differences	633.397.213	3.197.349.039
- Interest from exchange rate difference due to revaluation of foreign currency items	49.056.437	186.566.973
- Other financial income	40.723.454	-
Total	1.668.808.031	3.796.192.162
5. Financial expenses	Current year	Previous year
- Interest expenses	-	-
- Loss from exchange rate difference	98.795.363	73.039.787
- Loss from exchange rate difference due to revaluation of foreign currency items	0	0
- Other financial expenses	98.795.363	73.039.787
6. Other income	Current year	Previous year
- Revenue from handling small debts	0	0
Total	0	0
7. Other expenses	Current year	Previous year
- Fines: late payment	0	2.390.633
- Other expenses	0	0
- Loss from liquidation of fixed assets	0	0
Total	0	2.390.633
8. Selling expenses and General management expenses	Current year	Previous year
a) General management expenses incurred during the period		
Management staff costs	3.768.649.949	3.494.667.559
Management material cost	93.278.738	94.363.781
Office supplies costs	16.771.749	16.771.750
Fixed asset depreciation costs	250.054.875	518.937.245
Taxes, fees and charges	554.244.273	358.941.382
Outsourcing service costs	155.499.813	182.517.361
Severance provision expenses	154.196.016	117.381.824
Other cash expenses	1.762.328.625	1.413.894.777
Total	6.755.024.038	6.197.475.679

Notes to the Interim Combined Financial Statements (continued)

- Staff cost	0	0
- Outsourcing service costs	4.505.637.150	6.708.162.916
- Other expenses	0	613.915
Total	4.505.637.150	6.708.776.831

- Corporate income tax expense calculated on current year taxable income	2,322.355.348	1.376.113.197
Total	2,322.355.348	1.376.113.197

Evdubished January 19, 2026

Director

M.S.D.N.: 52087-1941
CÔNG TY CỔ PHẦN LÂM NÔNG SẢN THỰC PHẨM YÊN BÀI
P.YEN BAI-T.LAM CAI

Nguyễn Huy Thong

YENBAI JOINT-STOCKS FOREST AGRICULTURAL PRODUCTS AND FOODSTUFF COMPANY

Address: No. 279, Nguyen Phuoc Street, Yen Bai Ward, Lao Cai Province, Vietnam

INTERIM COMBINED FINANCIAL STATEMENTS

For the fiscal year ending September 30, 2026

Notes to the Interim Combined Financial Statements (continued)

Information on business results, fixed assets and other long-term assets of the Company's business segments

	At the Company					Unit: VND	
	Office (other activities)	Base paper	Joss paper	Cassava starch	Cinnamon essential oil	Scrap paper	Total
Current year							
Net revenues from sales and services rendered for outsiders		56,641,752,947	10,272,753,526	42,451,427,771	-	114,263,888	109,480,198,132
Net revenues from sales and services rendered between segments	7,125,868,300	41,804,792,933	7,205,654,659	26,952,399,353	-	(83,088,715,245)	-
Total net revenues from sales and services rendered	7,125,868,300	98,446,545,880	17,478,408,185	69,403,827,124	-	114,263,888	109,480,198,132
Segment cost	-	48,550,839,883	8,689,889,296	42,094,045,443	-	-	99,334,774,622
Business results by segment	-	8,090,913,064	1,582,864,230	357,382,328	-	-	10,031,159,622
Revenue deductions	-	-	-	-	-	-	-
Financial income	-	-	-	-	-	-	-
Financial expenses	-	-	-	-	-	-	-
Other income	-	-	-	-	-	-	-
Other expenses	-	-	-	-	-	-	-
Current corporate income tax expense	-	-	-	-	-	-	(2,322,355,348)
Profit after corporate income tax	-	-	-	-	-	-	9,278,816,942

YENBAI JOINT-STOCKS FOREST AGRICULTURAL PRODUCTS AND FOODSTUFF COMPANY

Address: No. 279, Nguyen Phuc Street, Yen Bai Ward, Lao Cai Province, Vietnam

INTERIM COMBINED FINANCIAL STATEMENTS

For the fiscal year ending September 30, 2026

Notes to the Interim Combined Financial Statements (continued)

Unit: VND

Assets and liabilities of the Company's business segments are as follows:

	At the Company Office (other activities)	Base paper	Joss paper	Cassava starch	Cinnamon essential oil	Total
Ending balance						
Direct assets of the segment	184,975,508,174	21,849,434,825	2,680,382,936	82,680,770,897	-	292,186,096,832
Allocated assets to the segment	(12,589,267,075)	3,492,985,135	281,604,249	8,814,677,691	-	-
Assets not allocated by segment	-	-	-	-	-	-
Total assets	172,386,241,099	25,342,419,960	2,961,987,185	91,495,448,588	-	292,186,096,832
Direct liabilities of the segment	(23,609,487,199)	25,974,199,243	2,688,959,643	91,323,874,871	-	96,377,546,558
Liabilities allocated to the segment	-	-	-	-	-	-
Liabilities not allocated by segment	-	-	-	-	-	-
Total liabilities	(23,609,487,199)	25,974,199,243	2,688,959,643	91,323,874,871	-	96,377,546,558
Beginning balance						
Direct assets of the segment	223,494,716,267	13,670,663,052	1,389,095,763	39,312,806,374	-	277,867,281,456
Assets allocated to the segment	(12,589,267,075)	3,492,985,135	281,604,249	8,814,677,691	-	-
Assets not allocated by segment	-	-	-	-	-	-
Total assets	210,905,449,192	17,163,648,187	1,670,700,012	48,127,484,065	-	277,867,281,456
Direct liabilities of the segment	(14,907,047,870)	13,670,663,052	1,389,095,763	39,312,806,374	-	39,465,517,319
Liabilities allocated to the segment	-	-	-	-	-	-
Liabilities not allocated by segment	-	-	-	-	-	-
Total liabilities	(14,907,047,870)	13,670,663,052	1,389,095,763	39,312,806,374	-	39,465,517,319

YENBAI JOINT-STOCKS FOREST AGRICULTURAL PRODUCTS AND FOODSTUFF COMPANY

Address: No. 279, Nguyen Phuc Street, Yen Bai Ward, Lao Cai Province, Vietnam

INTERIM COMBINED FINANCIAL STATEMENTS

For the fiscal year ending September 30, 2026

Notes to the Interim Combined Financial Statements (continued)***Geographical segment***

The Company's operations are mainly distributed in the domestic and foreign (export) sectors.

Details of net revenue from sales and services to outsiders by geographic segment based on customer location are as follows:

Unit: VND


	<u>Current year</u>	<u>Previous year</u>
Domestic segment	60.173.977.378	56.642.005.816
Export segment	49.306.220.754	88.252.848.616
Total	109.480.198.132	144.894.854.432

Total cost incurred to purchase fixed assets and other long-term assets

Unit: VND


	<u>Current year</u>	<u>Previous year</u>
	(41.565.296.702)	(1.972.340.889)
Total	(41.565.296.702)	(1.972.340.889)

Prepared by

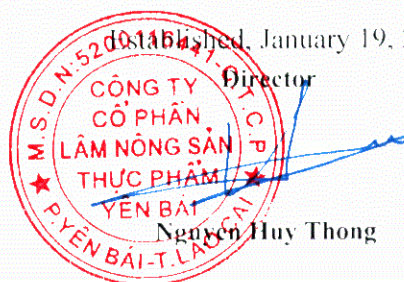


Duong Ngoc Lam

Chief accountant



Luong Quoc Quyen



Established, January 19, 2026

Director



 Nguyen Huy Thong