

---

**IDJ VIET NAM INVESTMENT JOINT STOCK COMPANY**

**SEPARATE FINANCIAL STATEMENTS**

Quarter I/2026

## **CONTENTS**

	Page
Report of the Board of Directors	2 -3
Separate Statement of Financial position	4 - 6
Separate Statement of Income	7
Separate Statement of Cash flows	8 - 9
Notes to the Separate Financial Statements	10 - 33

## **REPORT OF THE BOARD OF DIRECTORS**

The Board of Directors of IDJ Viet Nam Investment Joint Stock Company ("the Company") presents its report and the Company's Separate Financial Statements for the Quarter I/2026.

### **THE COMPANY**

IDJ Vietnam Investment Joint Stock Company is a joint stock company operating in accordance with the 1st Business Registration Certificate No. 0102186593 on 15/03/2007 granted by Hanoi Authority for Planning and Investment and 25th change on 13/8/2025.

The Company's head office is located at: 3rd Floor, Grand Plaza Shopping Center, 117 Tran Duy Hung, Yen Hoa Ward, Hanoi City.

### **BOARD OF MANAGEMENT, BOARD OF DIRECTORS AND BOARD OF SUPERVISION**

The members of the Board of Management during the fiscal year and to the reporting date are:

Mr. Nguyen Duc Quan	Chairman
Mr. Nguyen Manh Cuong	Member
Mr. Ngo Thanh Trung	Member
Ms. Nguyen Thi Ngoc Ha	Member

The members of the Board of Directors during the fiscal year and to the reporting date are:

Mr. Nguyen Manh Cuong	General Director
-----------------------	------------------

The members of the Board of Supervision are:

Ms. Dau Thi Thao	Manager	(Appointed on 05/06/2025)
Ms. Nguyen Thu Huong	Manager	(Resigned on 05/06/2025)
Ms. Hoa Thi Hoe	Member	(Resigned on 14/01/2025)
Ms. Ngo Thi Thanh Sac	Member	(Appointed on 05/06/2025)
Ms. Vu Thi Dinh	Member	(Appointed on 05/06/2025)

### **STATEMENT OF THE BOARD OF DIRECTORS' RESPONSIBILITY IN RESPECT OF THE SEPARATE FINANCIAL STATEMENTS**

The Board of Directors is responsible for the Separate Financial Statements which give a true and fair view of the financial position of the Company, its operating results and its cash flows for the year. In preparing those Separate Financial Statements, the Board of Directors is required to:

- Establish and maintain an internal control system which is determined necessary by the Board of Directors and Board of Management to ensure the preparation and presentation of Separate Financial Statements do not contain any material misstatement caused by errors or frauds;
- Select suitable accounting policies and then apply them consistently;
- Make judgments and estimates that are reasonable and prudent;
- State whether applicable accounting standards have been followed, subject to any material departures disclosed and explained in the Separate Financial Statements;
- Prepare the Separate Financial Statements on the basis of compliance with Vietnamese Accounting Standards, Vietnamese Corporate Accounting System and the statutory requirements relevant to preparation and presentation of Financial Statements;

**IDJ VIET NAM INVESTMENT JOINT STOCK COMPANY**

3rd Floor, Grand Plaza, No. 117 Tran Duy Hung, Yen Hoa Ward, Hanoi City, Vietnam

---

- Prepare the Separate Financial Statements on the going concern basis unless it is inappropriate to presume that the Company will continue in business.

The Board of Directors is responsible for ensuring that accounting records are kept to reflect the financial position of the Company, with reasonable accuracy at any time and to ensure that the Separate Financial Statements comply with the current State's regulations. It is responsible for safeguarding the assets of the Company and hence for taking reasonable steps for the prevention and detection of fraud and other irregularities.

The Board of Directors confirms that the Separate Financial Statements give a true and fair view of the financial position at 31 March 2026, its operation results and cash flows in the year 2026 of the Company in accordance with the Vietnamese Accounting Standards, Vietnamese Corporate Accounting System and the statutory requirements relevant to the preparation and presentation of Financial Statements.

On behalf of the Board of Directors



---

**Nguyen Manh Cuong**

General Director

*Hanoi, 29 April 2026*



**SEPARATE STATEMENT OF FINANCIAL POSITION***As at 31 March 2026*

Code ASSETS	Note	31/03/2026	01/01/2026
		VND	VND
<b>100 A. CURRENT ASSETS</b>		<b>1,426,684,441,615</b>	<b>1,433,067,473,145</b>
<b>110 I. Cash and cash equivalents</b>	<b>3</b>	<b>19,877,686,674</b>	<b>13,245,233,513</b>
111 1. Cash		19,877,686,674	13,245,233,513
<b>120 II. Short-term investments</b>	<b>4</b>	<b>148,958,642,616</b>	<b>172,958,642,616</b>
121 1. Trading securities		11,212,500,000	11,212,500,000
122 2. Provision for diminution in value of trading		(4,207,957,289)	(4,207,957,289)
123 3. Held-to-maturity investments		141,954,099,905	165,954,099,905
<b>130 III. Short-term receivables</b>		<b>546,518,725,889</b>	<b>540,114,695,837</b>
131 1. Short-term trade receivables	5	285,473,680,945	281,866,628,382
132 2. Short-term prepayments to suppliers	6	283,339,191,822	280,668,414,018
135 4. Other short-term receivables	7	78,311,919,111	78,185,719,426
136 5. Provision for short-term doubtful debts		(100,606,065,989)	(100,606,065,989)
<b>140 IV. Inventories</b>	<b>9</b>	<b>699,948,120,754</b>	<b>695,779,297,385</b>
141 1. Inventories		699,948,120,754	695,779,297,385
<b>160 V. Other short-term assets</b>		<b>11,381,265,682</b>	<b>10,969,603,794</b>
161 1. Short-term deferred expenses	10	4,090,894,334	4,027,179,132
162 2. Taxes and other receivables from State budget		7,290,371,348	6,942,424,662

**SEPARATE STATEMENT OF FINANCIAL POSITION***As at 31 March 2026**(Continued)*

Code ASSETS	Note	31/03/2026	01/01/2026
		VND	VND
<b>200 B. NON-CURRENT ASSETS</b>		<b>1,949,733,565,115</b>	<b>1,943,912,721,542</b>
<b>210 I. Long-term receivables</b>		<b>863,923,878,612</b>	<b>870,345,055,639</b>
211 1. Long-term trade receivables	5	8,561,569,320	14,982,746,347
215 2. Other long-term receivables	7	855,662,309,292	855,662,309,292
216 3. Provision for long-term doubtful debts		(300,000,000)	(300,000,000)
<b>220 II. Fixed assets</b>		<b>1,634,064,503</b>	<b>1,856,686,638</b>
221 1. Tangible fixed assets	11	1,603,480,270	1,821,685,739
222 - Historical cost		6,603,027,713	6,603,027,713
223 - Accumulated depreciation		(4,999,547,443)	(4,781,341,974)
227 2. Intangible fixed assets		30,584,233	35,000,899
228 - Historical cost		110,420,000	110,420,000
229 - Accumulated depreciation		(79,835,767)	(75,419,101)
<b>240 III. Investment properties</b>	<b>12</b>	<b>197,629,502,872</b>	<b>199,029,233,458</b>
241 - Historical cost		250,376,716,049	250,376,716,049
242 - Accumulated depreciation		(52,747,213,177)	(51,347,482,591)
<b>250 IV. Long-term assets in progress</b>		<b>30,189,016,736</b>	<b>30,037,480,988</b>
252 1. Construction in progress		30,189,016,736	30,037,480,988
<b>260 V. Long-term investments</b>	<b>4</b>	<b>729,312,293,716</b>	<b>729,312,293,716</b>
261 1. Investments in subsidiaries		216,427,856,000	216,427,856,000
262 2. Investments in joint ventures and associate		358,241,400,000	358,241,400,000
263 3. Equity investments in other entities		246,058,671,500	246,058,671,500
264 4. Provision for devaluation of long-term invest		(91,415,633,784)	(91,415,633,784)
<b>270 V. Other long-term assets</b>		<b>127,044,808,676</b>	<b>113,331,971,103</b>
271 1. Long-term deferred expenses	10	127,044,808,676	113,331,971,103
<b>280 TOTAL ASSETS</b>		<b>3,376,418,006,730</b>	<b>3,376,980,194,687</b>

## SEPARATE STATEMENT OF FINANCIAL POSITION

As at 31 March 2026

(Continued)

Code CAPITAL	Note	31/03/2026 VND	01/01/2026 VND
<b>300 C. LIABILITIES</b>		<b>1,466,502,247,343</b>	<b>1,462,855,472,638</b>
<b>310 I. Current liabilities</b>		<b>1,059,971,440,700</b>	<b>1,053,594,470,560</b>
311 1. Short-term trade payables	13	366,802,055,933	368,135,110,426
312 2. Short-term prepayments from customers	14	320,067,098,292	313,378,994,202
313 3. Dividend and profit payables		52,427,691,650	52,427,691,650
314 4. Taxes and other payables to State budget	15	36,918,463,058	36,940,772,167
315 5. Payables to employees		1,028,013,507	1,734,956,892
316 6. Short-term accrued expenses	16	2,427,438,530	3,061,351,313
320 7. Other short-term payables	17	168,598,106,454	163,585,120,634
321 8. Short-term borrowings and finance lease lia	18	111,019,029,400	113,646,929,400
323 9. Bonus and welfare fund		683,543,876	683,543,876
<b>330 II. Non-current liabilities</b>		<b>406,530,806,643</b>	<b>409,261,002,078</b>
338 1. Other long-term payables	17	7,257,106,643	6,348,402,078
339 2. Long-term borrowings and finance lease liabilities	18	399,273,700,000	402,912,600,000
<b>400 D. OWNER'S EQUITY</b>	<b>19</b>	<b>1,909,915,759,387</b>	<b>1,914,124,722,049</b>
<b>410 I. Owner's equity</b>		<b>1,909,915,759,387</b>	<b>1,914,124,722,049</b>
411 1. Contributed capital		1,734,901,930,000	1,734,901,930,000
411a - Ordinary shares with voting rights		1,734,901,930,000	1,734,901,930,000
412 2. Share Premium		1,523,000,000	1,523,000,000
420 3. Retained earnings		173,490,829,387	177,699,792,049
420a - Retained earnings accumulated till the end of the previous year		177,699,792,049	335,375,357,373
420b - Retained earnings of the current year		(4,208,962,662)	(157,675,565,324)
<b>440 TOTAL CAPITAL</b>		<b>3,376,418,006,730</b>	<b>3,376,980,194,687</b>



Nguyen Huu Dat  
Preparer



Nguyen Huu Dat  
Chief Accountant




Nguyen Manh Cuong  
General Director  
Ha Noi, 29 April 2026



## SEPARATE STATEMENT OF INCOME

Quarter I/2026

Code	ITEMS	Note	Quarter I/2026	Quarter I/2025	From 01/01/2026 to 31/03/2026	From 01/01/2025 to 31/03/2025
01	1. Revenue from sales of goods and rendering of services	20	12,279,884,111	105,018,283,086	12,279,884,111	105,018,283,086
10	2. Net revenue from sales of goods and rendering of services		12,279,884,111	105,018,283,086	12,279,884,111	105,018,283,086
11	3. Cost of goods sold	21	10,642,539,754	58,581,581,427	10,642,539,754	58,581,581,427
20	4. Gross profit from sales of goods and rendering of services		1,637,344,357	46,436,701,659	1,637,344,357	46,436,701,659
21	5. Financial income	22	53,970,999	1,229,501,146	53,970,999	1,229,501,146
22	6. Financial expense	23	4,121,718,475	10,827,334,303	4,121,718,475	10,827,334,303
23	<i>In which: Interest expense</i>		4,059,735,953	5,062,381,057	4,059,735,953	5,292,033,013
25	7. Selling expense	24	986,984,443	20,101,224,680	986,984,443	20,101,224,680
26	8. General and administrative expense	25	4,297,305,320	4,828,757,708	4,297,305,320	4,828,757,708
30	9. Net profit from operating activities		(7,714,692,882)	11,908,886,114	(7,714,692,882)	11,908,886,114
31	10. Other income	26	3,537,462,461	3,944,711,184	3,537,462,461	3,944,711,184
32	11. Other expense	27	31,732,241	61,099,488	31,732,241	61,099,488
40	12. Other profit		3,505,730,220	3,883,611,696	3,505,730,220	3,883,611,696
50	13. Total net profit before tax		(4,208,962,662)	15,792,497,810	(4,208,962,662)	15,792,497,810
51	14. Current corporate income tax expense		-	3,153,016,348	-	3,153,016,348
60	15. Profit after corporate income tax		(4,208,962,662)	12,639,481,462	(4,208,962,662)	12,639,481,462



Nguyen Huu Dat  
Preparer



Nguyen Huu Dat  
Chief Accountant



Nguyen Manh Cuong  
General Director  
Ha Noi, 29 April 2026

**SEPARATE STATEMENT OF CASH FLOWS**

From 01/01/2026 to 31/03/2026

(Indirect method)


Code	ITEMS	Note	From 01/01/2026 to 31/03/2026	From 01/01/2025 to 31/03/2025
			VND	VND
	I. CASH FLOWS FROM OPERATING ACTIVITIES			
01	1. Profit before tax		(4,208,962,662)	15,792,497,810
	2. Adjustment for:		5,628,117,675	5,146,321,134
02	- Depreciation and amortization of fixed assets and investment properties		1,622,352,721	1,313,441,223
05	- Gains / losses from investment		(53,970,999)	(1,229,501,146)
06	- Interest expense		4,059,735,953	5,062,381,057
08	3. Operating profit before changes in working capital		1,419,155,013	20,938,818,944
09	- Increase or decrease in receivables		(848,835,824)	(1,660,136,490)
10	- Increase or decrease in inventories		(4,168,823,369)	46,728,466,369
11	- Increase or decrease in payables		10,532,632,572	(95,052,850,227)
12	- Increase or decrease in deferred expenses		(13,776,552,775)	6,060,013,656
14	- Interest paid		(4,678,793,820)	(5,105,176,489)
20	Net cash flow from operating activities		(11,521,218,203)	(28,090,864,237)
	II. CASH FLOWS FROM INVESTING ACTIVITIES			
21	1. Purchase or construction of fixed assets and other long-term assets		(151,535,748)	-
23	2. Loans and purchase of debt instruments from other entities		(2,000,000,000)	(680,000,000)
24	3. Collection of loans and resale of debt instrument of other entities		26,000,000,000	-
27	4. Interest and dividend received		572,007,112	1,176,508,476
30	Net cash flow from investing activities		24,420,471,364	496,508,476
	III. CASH FLOWS FROM FINANCING ACTIVITIES			
33	1. Proceeds from borrowings		12,466,100,000	7,263,900,000
34	2. Repayment of principal		(18,732,900,000)	(5,087,800,000)
40	Net cash flow from financing activities		(6,266,800,000)	2,176,100,000

**SEPARATE STATEMENT OF CASH FLOWS***From 01/01/2026 to 31/03/2026**(Indirect method)**(Continued)*

Code ITEMS	Note	From 01/01/2026 to 31/03/2026	From 01/01/2025 to 31/03/2025
		VND	VND
50 Net cash flows in the year		6,632,453,161	(25,418,255,761)
60 Cash and cash equivalents at the beginning of the year		13,245,233,513	107,079,092,434
70 Cash and cash equivalents at the end of the year	3	19,877,686,674	81,660,836,673



Nguyen Huu Dat  
Preparer



Nguyen Huu Dat  
Chief Accountant




Nguyen Manh Cuong  
General Director  
Ha Noi, 29 April 2026



**NOTES TO THE SEPARATE FINANCIAL STATEMENTS***Quarter I/2026***1. GENERAL INFORMATION OF THE COMPANY****Form of ownership**

IDJ Vietnam Investment Joint Stock Company is a joint stock company operating in accordance with the 1st Business Registration Certificate No. 0102186593 on 15/03/2007 granted by Hanoi Authority for Planning and Investment and 25th change on 13/8/2025.

The Company's head office is located at: 3rd Floor, Grand Plaza Shopping Center, 117 Tran Duy Hung, Yen Hoa Ward, Hanoi City.

The company is currently listed on the Hanoi Stock Exchange. Stock code: IDJ

**Operating fields**

The operating field of the Company include Trading real estate, construction, installation and agricultural production.

**Principal activities**

The principal activities of the Company include:

- Trading real estate, land use right of owners, users or lessees;
- Consulting, brokerage, real estate auction, land use right auction;
- Constructing other civil engineering works;
- Trading agricultural products.

Information of Subsidiaries, Associates and Joint ventures of the Company is provided in Note No 04.

**2. ACCOUNTING SYSTEM AND ACCOUNTING POLICY****2.1. Accounting period and accounting currency**

Annual accounting period commences from 01 January and ends as at 31 December.  
The Company maintains its accounting records in Vietnam Dong (VND)

**2.2. Standards and Applicable Accounting Policies***Applicable Accounting Policies*

The Company applies Corporate Accounting System issued under the Circular No. 99/2025/TT-BTC dated 27 October 2025 by the Ministry of Finance.

*Declaration of compliance with Accounting Standards and Accounting System*

The Company applies Vietnamese Accounting Standards and supplementary documents issued by the State. Financial Statements are prepared and presented in accordance with regulations of each standard and supplementary document as well as with current Accounting Standards and Accounting System.

### 2.3. Basis for preparation of the Separate Financial Statements

The Separate Financial Statements are presented based on historical cost principle.

The Users of this Separate Financial Statements should study the Separate Financial Statements combined with the Consolidated Financial Statements of the Company and its subsidiaries for the fiscal year ended as at 31 March 2026 in order to gain enough information regarding the financial position, operating results and cash flows of the Company.

### 2.4. Cash and cash equivalents

Cash comprises cash on hand, demand deposits and monetary.

Cash equivalents are short-term investments with the maturity of not over than 3 months from the date of investment, that are highly liquid and readily convertible into known amount of cash and that are subject to an insignificant risk of conversion into cash.

### 2.5. Financial investments

*Trading securities* are initially recognized at original cost which includes purchase prices plus any directly attributable transaction costs such as brokerage, transaction fee, cost of information provision, taxes, bank's fees and charges. After initial recognition, trading securities are measured at original cost less provision for diminution in value of trading securities. Upon liquidation or transfer, cost of trading securities is determined using first in first out method or weighted average method.

*Investments held to maturity* comprise term deposits held to maturity to earn profits periodically and other held to maturity investments.

*Investments in subsidiaries, joint ventures or associates* are recorded in the accounting books according to the valuation results of equitized enterprise which have been approved and announced by competent authorities. The value of these investments is measured at cost less provision for devaluation of investments.

Provision for devaluation of investments is made at the end of the year as follows:

- With regard to investments in trading securities: the provision shall be made on the basis of the excess of original cost of the investments recorded in the accounting book over their market value at the provision date.
- With regard to investments in subsidiaries, joint ventures or associates: the provision shall be made based on the Financial Statements of subsidiaries, joint ventures or associates at the provision date. Provision for investment devaluation is made when the investee has suffered loss, except where such loss was planned when making the investment decision.
- With regard to investments held to maturity: the provision for doubtful debts shall be made based on the recovery capacity in accordance with statutory regulations.

### 2.6. Receivables

The receivables shall be recorded in details in terms of due date, entities receivable, types of currency and other factors according to requirements for management of the Company.

The provision for doubtful debts is made for receivables that are overdue under an economic contract, a loan agreement, a contractual commitment or a promissory note and for receivables that are not due but difficult to be recovered. Accordingly, the provisions for overdue debts shall be based on the due date stipulated in the initial sale contract, exclusive of the debt rescheduling between contracting parties and the case where the debts are not due but the debtor is in bankruptcy, in dissolution, or missing and making fleeing.

## **2.7. Inventories**

Inventories are initially recognized at original cost including purchase price, processing cost and other costs incurred in bringing the inventories to their location and condition at the time of initial recognition. After initial recognition, at the reporting date, inventories are stated at the lower of cost and net realizable value.

The cost of inventory is calculated using weighted average method.

Inventory is recorded by perpetual.

Provision for devaluation of inventories made at the end of the period is based on the excess of original cost of inventory over their net realizable value.

## **2.8. Fixed assets**

Fixed assets are initially stated at the historical cost. During the using time, fixed assets are recorded at cost, accumulated depreciation and carrying amount.

Fixed assets are depreciated (amortised) using the straight-line method over their estimated useful lives as follows:

- Buildings, structures	05 years
- Machinery, equipment	05 years
- Vehicles, Transportation equipment	06 years
- Office equipment and furniture	03 years

## **2.9. Investment properties**

Investment properties are initially recognised at historical cost.

Investment properties held for operating lease are recorded at cost, accumulated depreciation and carrying amount.

An item of owner-occupied property or inventories only becomes an investment property when its using purposes has been changed, evidenced by commencement of stopping using that item and starting to operate leasing for the third party or completing the construction period. The investment property is transferred to owner-occupied property or inventories only where it undergoes a change in use, evidenced by commencement of starting using the assets by owner or development with a view to sale. The transferring from investment property to owner-occupied property or inventories will not change the original cost and carrying amount of asset as at the date of transfer.

## **2.10. Prepaid expenses**



The expenses incurred but related to operating results of several accounting periods are recorded as prepaid expenses and are allocated to the operating results in the following accounting periods.

The calculation and allocation of long-term prepaid expenses to operating expenses in each accounting period should be based on the nature of those expenses to select a reasonable allocation method and criteria.

Types of prepaid expenses include:

- Tools and supplies include assets which are possessed by the Company in an ordinary course of business, with historical cost of each asset less than 30 million dong and therefore not eligible for recording as fixed asset under current legal regulations. The historical cost of tools and supplies are allocated on the straight-line basis from 1 to 3 years.

- Goodwill arising from the equitization of state-owned enterprise is allocated gradually within no more than 3 years.

## **2.11. Payables**

The payables shall be recorded in details in terms of due date, entities payable, types of currency and other factors according to the requirements for management of the Company. The payables shall be classified into short-term payables or long-term payables on the separate financial statements according to their remaining terms at the reporting date.

## **2.12. Borrowings**

The value of finance lease liabilities is recognized at the payable amount equal to the present value of minimum lease payments or the fair value of leased assets.

## **2.13. Borrowing costs**

Borrowing costs are recognized as operating expenses in the year, in which it is incurred excepting those which are directly attributable to the construction or production of a qualifying asset are capitalized as part of the cost of that asset in accordance with VAS No. 16 "Borrowing costs". Besides, regarding borrowings serving the construction of fixed assets and investment properties, the interests shall be capitalized even when the construction duration is under 12 months.

## **2.14. Accrued expenses**

Accrued expenses include payables to goods or services received from the suppliers or provided for the customers during the reporting period, but the payments for such goods or services have not been made and other payables such as annual leave salary, expenses arising from seasonal cessation of production, interest expenses, accrued expenses to estimate the cost of goods sold estate, etc. which are recorded as operating expenses of the reporting year.

Accrued expenses to estimate the cost of real estate sold: The accrual is temporarily calculated based on the difference between the cost according to the estimated unit cost of the real estate sold (determined by area) and the actual accumulated cost occurred.

The recording of accrued expenses as operating expenses during the year shall be carried out under the matching principle between revenues and expenses during the year. Accrued expenses are settled with actual expenses incurred. The difference between accrued and actual expenses is reverted.

#### 2.15. Owner's equity

Owner's equity is stated at actually contributed capital of owners.

Share premium is recorded at the difference between the par value with costs directly attributable to the issuance of shares and issue price of shares (including the case of re-issuing treasury shares) and can be a positive premium (if the issue price is higher than par value and costs directly attributable to the issuance of shares) or negative premium (if the issue price is lower than par value and costs directly attributable to the issuance of shares).

Retained earnings are used to present the Company's operating results (profit, loss) after corporate income tax and profit appropriation or loss handling of the Company. Net profit can be distributed to investors based on capital contribution rate after being approved by General Meeting of Shareholders and after being appropriated to funds in accordance with the Company's Articles of Incorporation and Vietnamese statutory requirements.

Dividends to be paid to shareholders are recognised as a payable in Statement of Financial position after the announcement of dividend payment from the Board of Management.

#### 2.16. Revenues

Revenue from providing prize-winning game machine is determined by the total amount remained after the Club pays bonus to the customer (equal to the total amount deposited by the player into the game machine minus (-) the bonus amount paid to the player).

##### *Financial income*

Revenue arising from interests, royalties, dividends, distributed profits and other financial income shall be recognised when:

- It is probable that the economic benefits associated with the transaction will flow to the Company;
- The amount of the revenue can be measured reliably.

Dividend income shall be recognised when the Company's right to receive dividend is established.

#### 2.17. Giá vốn hàng bán

The recognition of cost of goods sold is matched against revenue in the period and complies with the prudence principle. Cases of loss of materials and goods exceeded the norm, abnormal expenses and losses of inventories after deducting the responsibility of collective and individuals concerned, etc. is recognized fully and promptly into cost of goods sold in the year.

#### 2.18. Financial expenses

Items recorded into financial expenses comprise:

- Borrowing costs;
- Provision for diminution in value of trading securities price; provision for losses from investment in other entities, exchange loss, and others...

The above items are recorded by the total amount arising in the year without offsetting against financial income.

## **2.19. Corporate income tax**

### **a) Current corporate income tax expenses**

Current corporate income tax expenses are determined based on taxable income during the year and current corporate income tax rate.

### **b) Current corporate income tax rate**

The Company is subject to corporate income tax rate of 20% for business activities for the fiscal year ended as at 31 December 2026.

## **2.20. Related Parties**

The parties are regarded as related parties if that party has the ability to control or significantly influence the other party in making decisions about the financial policies and activities. The Company's related parties include:

- Companies, directly or indirectly through one or more intermediaries, having control over the Company or being under the control of the Company, or being under common control with the Company, including the Company's parent, subsidiaries and associates;
- Individuals, directly or indirectly, holding voting power of the Company that have a significant influence on the Company, key management personnel including directors and employees of the Company, the close family members of these individuals;
- Enterprises that the above-mentioned individuals directly or indirectly hold an important part of the voting power or have significant influence on these enterprises.

In considering the relationship of related parties to serve for the preparation and presentation of Separate Financial Statements, the Company should consider the nature of the relationship rather than the legal form of the relationship.



## 3 CASH AND CASH EQUIVALENTS

	31/03/2026	01/01/2026
	VND	VND
Cash on hand	1,634,296,483	896,483
Demand deposits	18,243,390,191	13,244,337,030
	<b>19,877,686,674</b>	<b>13,245,233,513</b>

## 4 FINANCIAL INVESTMENTS

## a) Held to maturity investments

	31/03/2026		01/01/2026	
	Original cost	Provision	Original cost	Provision
	VND	VND	VND	VND
Short-term investments		-	103,287,591,000	-
Term deposits	78,287,591,000			
	<b>78,287,591,000</b>	<b>-</b>	<b>103,287,591,000</b>	<b>-</b>

## b) Short-term loans

	31/03/2026		01/01/2026	
	Original cost	Provision	Original cost	Provision
	VND	VND	VND	VND
Related parties	1,700,000,000	-	2,700,000,000	-
Apec Group Corporation	1,700,000,000		2,700,000,000	
Others	61,966,508,905	(54,029,643,905)	59,966,508,905	(54,029,643,905)
Apec Finance Joint Stock Company	-	-	-	-
5 Star Vietnam Social Housing Development Investment Group Joint Stock Company	44,336,958,905	(44,336,958,905)	44,336,958,905	(44,336,958,905)
VTRRIA	2,000,000,000	-	-	-
Telecommunications Joint Stock Company	9,310,000,000	(5,579,000,000)	9,310,000,000	(5,579,000,000)
Apec Thai Nguyen Investment Joint Stock Company	4,000,000,000	(2,800,000,000)	4,000,000,000	(2,800,000,000)
Loc Phat Binh Thuan Company Limited	1,550,000,000	(775,000,000)	1,550,000,000	(775,000,000)
Duc Phu Gia Binh Thuan Company Limited	769,550,000	(538,685,000)	769,550,000	(538,685,000)
Phuc Thinh Investment Tourism Service Joint Stock Company				
	<b>63,666,508,905</b>	<b>(54,029,643,905)</b>	<b>62,666,508,905</b>	<b>(54,029,643,905)</b>

## c) Trading securities

	31/03/2026		01/01/2026	
	Original cost	Provision	Original cost	Provision
	VND	VND	VND	VND
<b>Total value of shares of unlisted joint stock company</b>				
- DPA Investment Joint Stock Company (391.250 shares)	3,912,500,000	-	3,912,500,000	-
- Dreamworks Corporation (730.000 shares)	7,300,000,000	(4,207,957,289)	7,300,000,000	(4,207,957,289)
	<b>11,212,500,000</b>	<b>(4,207,957,289)</b>	<b>11,212,500,000</b>	<b>(4,207,957,289)</b>

Separate Financial Statements  
Quarter 1/2026

IDJ Vietnam Investment Joint Stock Company

d) Equity investments in other entities	Ownership ratio	31/03/2026		01/01/2026	
		Original cost	Provision	Original cost	Provision
		VND	VND	VND	VND
<b>Investments in subsidiaries</b>					
- Thai Nguyen Printing Joint Stock Company	99.90%	216,427,856,000	(23,583,330,966)	216,427,856,000	(23,583,330,966)
- Apec Hoa Binh Investment Joint Stock Company	69.98%	120,127,856,000	(22,968,118,654)	120,127,856,000	(22,968,118,654)
		96,300,000,000	(615,212,312)	96,300,000,000	(615,212,312)
<b>Investments in associates</b>					
- ASC Construction Investment Consulting Joint	37.00%	358,241,400,000	(96,626,874)	358,241,400,000	(96,626,874)
- Dubai International Investments Corporation	40.00%	7,400,000,000	(96,626,874)	7,400,000,000	(96,626,874)
- Diem Thuy Infrastructure Construction Investment	49.99%	22,480,000,000	-	22,480,000,000	-
- Joint Stock Company		192,961,400,000	-	192,961,400,000	-
- Duc Phu Gia Binh Thuan Joint Stock Company	38.00%	135,400,000,000	-	135,400,000,000	-
<b>Investments in other entities</b>					
- Mandala Real Estate Management and Operation	19.00%	246,058,671,500	(67,735,675,944)	246,058,671,500	(67,735,675,944)
- Mandala Hotel Management & Services JSC	19.00%	1,500,000,000	(1,500,000,000)	1,500,000,000	(1,500,000,000)
		17,000,000,000	(17,000,000,000)	17,000,000,000	(17,000,000,000)
- IDJ Asset Management JSC	4.50%	990,000,000	(350,972,817)	990,000,000	(350,972,817)
- Kim Boi Trading and Tourism Joint Stock	6.42%	4,687,500,000	-	4,687,500,000	-
- Apec Group Corporation	18.56%	209,881,171,500	(48,448,244,527)	209,881,171,500	(48,448,244,527)
- Others		12,000,000,000	(436,458,600)	12,000,000,000	(436,458,600)
		<b>820,727,927,500</b>	<b>(91,415,633,784)</b>	<b>820,727,927,500</b>	<b>(91,415,633,784)</b>

## 5 TRADE RECEIVABLES

		31/03/2026		01/01/2026	
		Value	Provision	Value	Provision
		VND	VND	VND	VND
<b>a) Short-term</b>					
<b>Related parties</b>	<b>190,890,128,656</b>		-	<b>184,800,332,240</b>	-
Apec Group Corporation	108,088,125,960		-	101,666,948,932	-
Kim Boi Trading and Tourism Joint Stock Company	15,725,179,964		-	15,725,179,964	-
Asia Pacific Investment Corporation	31,653,254,993		-	31,987,336,505	-
Asia Pacific Investment Company Limited - Bac Ninh	34,234,961,282		-	34,232,260,382	-
APEC Land Hue Joint Stock Company	1,188,606,457		-	1,188,606,457	-
<b>Others</b>	<b>94,583,552,289</b>		-	<b>97,066,296,142</b>	-
Receivables from real estate customers	49,403,866,373		-	47,817,253,083	-
+ Diamondpark Lang Son Project	9,420,919,365		-	7,539,608,548	-
+ Mandala Hotel & Suites Hai Duong Project	5,718,013,161		-	5,718,013,161	-
+ Apec Mandala Wyndham Mui Ne Project	34,264,933,847		-	34,559,631,374	-
Mandala Hotel Management and Services Joint Stock Company	41,579,130,033	(22,695,758,658)		45,653,675,776	(22,695,758,658)
Other customers	3,600,555,883	(3,587,998,319)		3,595,367,283	(3,587,998,319)
	<b>285,473,680,945</b>	<b>(26,283,756,977)</b>		<b>281,866,628,382</b>	<b>(26,283,756,977)</b>
<b>b) Long-term</b>					
<b>Related parties</b>	<b>8,561,569,320</b>		-	<b>14,982,746,347</b>	-
Apec Group Corporation	8,561,569,320		-	14,982,746,347	-
	<b>8,561,569,320</b>		-	<b>14,982,746,347</b>	-



## 6 SHORT-TERM PREPAYMENTS TO SUPPLIERS

		31/03/2026		01/01/2026	
		Value	Provision	Value	Provision
		VND	VND	VND	VND
<b>Others</b>		<b>283,339,191,822</b>	-	<b>280,668,414,018</b>	-
Apec Thai Nguyen	231,000,000,000		-	231,000,000,000	-
Investment Joint Stock					
Binh Thuan Water	5,371,977,461		-	5,371,977,461	-
Supply and Drainage					
Viettel Construction	2,660,343,353		-	2,523,246,388	-
Joint Stock Corporation					
Others	44,306,871,008		-	41,773,190,169	-
		<b>283,339,191,822</b>	-	<b>280,668,414,018</b>	-

## 7 OTHER RECEIVABLES

		31/03/2026		01/01/2026	
		Value	Provision	Value	Provision
		VND	VND	VND	VND
<b>a) Short-term</b>					
Advance	11,933,938,421		-	11,624,776,873	-
Mortgages	12,000,000		-	12,000,000	-
Other receivables	66,365,980,690	(20,292,665,107)		66,548,942,553	(20,292,665,107)
- Service fee payments from investors	9,783,650,021	(9,783,650,021)		9,783,650,021	(9,783,650,021)
- Lang Son City	2,940,000,000		-	2,940,000,000	-
Construction					
Investment Project					
Management Board					
- Loan interest	6,896,770,478	(5,449,766,354)		7,414,806,591	(5,449,766,354)
- Electricity and water bills receivable from Mandala Real Estate Management and Operation JSC	10,630,285,226		-	9,619,146,718	-
- Electricity and water bills receivable from Mandala Hotel & Service Management	1,256,432,997		-	531,432,681	-
- Provisional corporate income tax of 1% of real estate	16,960,320,954		-	16,960,320,954	-
- Asia Pacific	11,752,927,478		-	11,752,927,478	-
Investment					
- Others	6,145,593,536	(5,059,248,732)		7,546,658,110	(5,059,248,732)
		<b>78,311,919,111</b>	<b>(20,292,665,107)</b>	<b>78,185,719,426</b>	<b>(20,292,665,107)</b>

## 7 OTHER RECEIVABLES

	31/03/2026		01/01/2026	
	Value	Provision	Value	Provision
	VND	VND	VND	VND
<b>b) Long-term</b>				
Mortgages	448,136,071	-	448,136,071	-
Loan	300,000,000	(300,000,000)	300,000,000	(300,000,000)
Investment cooperation rec	854,914,173,221	-	854,914,173,221	-
- APEC Group Corporation	270,346,177,108	-	270,346,177,108	-
- Kim Boi Trading and Tourism Joint Stock	177,745,460,754	-	177,745,460,754	-
- Apec Holding Investment Joint	288,851,272,378	-	288,851,272,378	-
- Loc Phat Binh Thuan Company Limited	117,971,262,981	-	117,971,262,981	-
	<b>855,662,309,292</b>	<b>(300,000,000)</b>	<b>855,662,309,292</b>	<b>(300,000,000)</b>

## c) In which: Other payables from related parties

- Asia Pacific Investment Joint Stock Company	11,988,543,916	-	11,988,543,916	-
- APEC Group Corporation	271,824,115,917	-	271,767,129,615	-
- Kim Boi Trading and Tourism Joint Stock	177,745,460,754	-	177,745,460,754	-
	<b>461,558,120,587</b>	<b>-</b>	<b>461,501,134,285</b>	<b>-</b>

## 8 DOUBTFUL DEBTS

Receivables and debts that are overdue or not due but difficult to be recovered:

	31/03/2026		01/01/2026	
	Original cost	Recoverable value	Original cost	Recoverable value
	VND	VND	VND	VND
5 Star Vietnam Social Housing Development Investment Group Joint Stock Company	44,336,958,905	-	44,336,958,905	-
Mandala Hotel & Services Management Joint Stock Company - Mui Ne Branch	40,983,621,601	18,287,862,943	40,983,621,601	18,287,862,943
Others	38,470,213,426	4,596,865,000	38,470,213,426	4,596,865,000
	<b>123,790,793,932</b>	<b>22,884,727,943</b>	<b>123,790,793,932</b>	<b>22,884,727,943</b>



## 9 INVENTORIES

	31/03/2026		01/01/2026	
	Original cost	Provision	Original cost	Provision
	VND	VND	VND	VND
Raw materials	865,233	-	865,233	-
Tools and supplies	648,000,000	-	648,000,000	-
Work in progress	249,114,852,040	-	245,876,725,582	-
- Apec Mandala Grand Phu Yen Project	118,987,698,702	-	118,987,698,702	-
- Apec Diamondpark Lang Son Project - Phase 2	96,502,038,302	-	96,502,038,302	-
- Others Projects	33,625,115,036	-	30,386,988,578	-
Real estate products	319,777,874,548	-	318,847,177,637	-
- Apec Mandala Wyndham Mui Ne	251,044,603,980	-	250,113,907,069	-
- Apec Mandala Hotel & Suites Hai Duong Project	68,733,270,568	-	68,733,270,568	-
Real estate goods	130,395,767,823	-	130,395,767,823	-
Others goods	10,761,110	-	10,761,110	-
	<b>699,948,120,754</b>	<b>-</b>	<b>695,779,297,385</b>	<b>-</b>

## 10 DEFERRED EXPENSES

	31/03/2026	01/01/2026
	VND	VND
<b>a) Short-term</b>		
Cost of leasing shopping mall space	345,926,436	343,640,363
Project sales costs	3,655,273,783	3,655,273,783
Others	89,694,115	28,264,986
	<b>4,090,894,334</b>	<b>4,027,179,132</b>
<b>b) Long-term</b>		
Cost of complete interior design of shopping mall office	3,334,917,733	3,358,680,844
Cost of renting exhaust system, gas supply, glass wall	1,226,555,957	1,236,190,109
Project sales costs	94,180,753,159	95,081,551,125
- Apec Mandala Wyndham Mui Ne Project	78,111,693,116	79,012,491,082
- Apec Diamondpark Lang Son Project	4,536,100,722	4,536,100,722
- Mandala Hotel & Suites Hai Duong Project	4,615,345,882	4,615,345,882
- Mandala Grand Phu Yen Project	6,917,613,439	6,917,613,439
Wyndham Mui Ne apartment rental cost	27,908,221,010	13,062,695,094
Others	394,360,817	592,853,931
	<b>127,044,808,676</b>	<b>113,331,971,103</b>

**11 TANGIBLE FIXED ASSETS****Historical cost**

Beginning balance

Ending balance of the year

**Accumulated depreciation**

Beginning balance

- Depreciation for the period

Ending balance of the period

**Net carrying amount**

Beginning balance

Ending balance

	Buildings, structures	Machinery, equipment	Vehicles, transportation	Management equipment	Total
	VND	VND	VND	VND	VND
Beginning balance	4,414,446,196	159,635,920	586,286,018	1,442,659,579	6,603,027,713
Ending balance of the year	<u>4,414,446,196</u>	<u>159,635,920</u>	<u>586,286,018</u>	<u>1,442,659,579</u>	<u>6,603,027,713</u>
Beginning balance	3,147,217,260	151,210,710	121,894,203	1,361,019,801	4,781,341,974
- Depreciation for the period	187,246,608	7,981,797	18,854,208	4,122,856	218,205,469
Ending balance of the period	<u>3,334,463,868</u>	<u>159,192,507</u>	<u>140,748,411</u>	<u>1,365,142,657</u>	<u>4,999,547,443</u>
Beginning balance	1,267,228,936	8,425,210	464,391,815	81,639,778	1,821,685,739
Ending balance	<u>1,079,982,328</u>	<u>443,413</u>	<u>445,537,607</u>	<u>77,516,922</u>	<u>1,603,480,270</u>

Cost of fully depreciated tangible fixed assets but still in use at the end of the year: VND 999,941,197.

## 12 INVESTMENT PROPERTIES

	Grand Plaza Shopping Center (5 floors)	Parking Basement Grand Plaza Shopping Center	Office lots, apartments for rent	Total
	VND	VND	VND	VND
<b>Historical cost</b>				
Beginning balance	75,656,955,545	28,272,870,000	146,446,890,504	250,376,716,049
<b>Ending balance of the period</b>	<b>75,656,955,545</b>	<b>28,272,870,000</b>	<b>146,446,890,504</b>	<b>250,376,716,049</b>
<b>Accumulated depreciation</b>				
Beginning balance	24,724,495,252	9,287,963,069	17,335,024,270	51,347,482,591
- Depreciation for the period	404,582,649	151,191,819	843,956,118	1,399,730,586
<b>Ending balance of the period</b>	<b>25,129,077,901</b>	<b>9,439,154,888</b>	<b>18,178,980,388</b>	<b>52,747,213,177</b>
<b>Net carrying amount</b>				
Beginning balance	50,932,460,293	18,984,906,931	129,111,866,234	199,029,233,458
<b>Ending balance</b>	<b>50,527,877,644</b>	<b>18,833,715,112</b>	<b>128,267,910,116</b>	<b>197,629,502,872</b>

Fair value of investment properties has not been appraised and determined exactly as at 31 March 2026. However, based on leasing activities and market price of these assets, the Board of Management believed that fair value of investment properties is higher than their carry amount as at the end of year.

**Separate Financial Statements**  
Quarter I/2026

**IDJ Vietnam Investment Joint Stock Company**

**13 SHORT-TERM TRADE PAYABLES**

	31/03/2026	01/01/2026
	Outstanding balance	Amount can be Outstanding balance
	VND	VND
<b>Related parties</b>		
Asia Pacific Investment Joint Stock Company	80,607,263,102	80,607,263,102
Asia Pacific Securities Joint Stock Company	38,397,532,600	38,397,532,600
APEC Group Corporation	2,827,945,000	2,827,945,000
	39,381,785,502	39,381,785,502
<b>Others</b>		
Ricons Construction Investment Group Joint Stock Company	286,194,792,831	287,527,847,324
Delta Construction Group Co., Ltd.	55,411,117,723	55,411,117,723
Vina 2 Investment and Construction Joint Stock Company	72,903,817,694	72,922,679,894
Other suppliers	42,795,311,891	42,795,311,891
	115,084,545,523	116,398,737,816
	<b>366,802,055,933</b>	<b>368,135,110,426</b>

**14 PREPAYMENTS FROM CUSTOMERS**

	31/03/2026	01/01/2026
	VND	VND
<b>Others</b>		
Advance payment from real estate project customers		
- Apec Diamondpark Lang Son Project	320,067,098,292	313,378,994,202
- Apec Mandala Hotel & Suites Hai Duong Project	320,031,229,371	313,377,953,281
- Apec Mandala Wyndham Mui Ne Project	11,707,722,588	1,972,082,599
Prepayments from other customers	8,506,880,637	8,506,880,637
	299,816,626,146	302,898,990,045
	35,868,921	1,040,921
	<b>320,067,098,292</b>	<b>313,378,994,202</b>



15 TAX AND OTHER PAYABLES TO THE STATE BUDGET						
	Tax receivable at the beginning of	Tax payable at the beginning of	Tax payable in the period	Actual amount paid/offset of provisional amount paid	Tax receivable at the end of the	Tax payable at the end of the
	VND	VND	VND	VND	VND	VND
Value-added tax	-	-	276,111,208	276,111,208	-	-
Corporate income tax	-	25,345,871,741	-	-	-	25,345,871,741
Provisional corporate income tax payment for amount received in advance from real estate transfer	-	11,422,781,890	-	-	-	11,422,781,890
Personal income tax	-	-	-	-	-	-
Other taxes	-	172,118,536	599,585,894	621,895,003	-	149,809,427
	-	-	4,000,000	4,000,000	-	-
	-	<b>36,940,772,167</b>	<b>879,697,102</b>	<b>902,006,211</b>	-	<b>36,918,463,058</b>

The Company's tax settlements are subject to examination by the tax authorities. Because the application of tax laws and regulations on many types of transactions is susceptible to varying interpretations, amounts reported in the Separate Financial Statements could be changed at a later date upon final determination by the tax authorities.

## 16 SHORT-TERM ACCRUED EXPENSES

	31/03/2026	01/01/2026
	VND	VND
<b>Related parties (Interest expense)</b>	<b>137,768,093</b>	<b>138,457,009</b>
Thai Nguyen Printing Joint Stock Company	121,875,015	121,875,015
Apec Hoa Binh Investment Joint Stock Company	15,893,078	16,581,994
<b>Others</b>	<b>2,289,670,437</b>	<b>2,922,894,304</b>
Interest expense	2,289,670,437	2,908,728,304
Other	-	14,166,000
	<b>2,427,438,530</b>	<b>3,061,351,313</b>

## 17 OTHER PAYABLES

	31/03/2026	01/01/2026
	VND	VND
<b>a) Short-term</b>		
Surplus of assets awaiting resolution	3,700,000	3,700,000
Trade union fee	784,891,853	765,954,353
Social insurance	130,907,936	49,811,192
Receive deposit for real estate transfer contracts of Projects	70,831,532,742	71,705,886,966
- Apec Mandala Wyndham Mui Ne Project	67,076,927,866	67,951,282,090
- Apec Mandala Hotel & Suites Hai Duong Project	2,406,637,660	2,406,637,660
- Apec Mandala Grand Phu Yen Project	106,800,000	106,800,000
- Diamond Park Lang Son Project	1,241,167,216	1,241,167,216
Other payables	96,847,073,923	91,059,768,123
- Collect apartment maintenance fees	74,642,647,200	73,928,557,093
- Truong Giang Construction Joint Stock Company - must pay for share transfer	4,687,500,000	4,687,500,000
- Mr. Tran Duc Thanh - must pay for share transfer	792,000,000	792,000,000
- Others	16,724,926,723	11,651,711,030
	<b>168,598,106,454</b>	<b>163,585,120,634</b>
<b>b) Long-term</b>		
Receive deposits, long-term bets	7,257,106,643	6,348,402,078
	<b>7,257,106,643</b>	<b>6,348,402,078</b>



IDJ Vietnam Investment Joint Stock Company

Separate Financial Statements  
Quarter I/2026

18 BORROWINGS	31/03/2026			
	01/01/2026		Trong kỳ	
	Outstanding balance	Amount can be paid	Increase	Decrease
	VND	VND	VND	VND
<b>a) Short-term borrowings</b>				
<b>Related parties</b>				
Apec Hoa Binh Investment Joint Stock Co	32,893,629,400	32,893,629,400	-	740,000,000
<b>Others</b>	32,893,629,400	32,893,629,400	-	740,000,000
Short term loans for individuals	80,753,300,000	80,753,300,000	6,458,000,000	8,345,900,000
Current portion of long-term debts	33,271,900,000	33,271,900,000	4,764,000,000	8,345,900,000
	47,481,400,000	47,481,400,000	1,694,000,000	-
	<u>113,646,929,400</u>	<u>113,646,929,400</u>	<u>6,458,000,000</u>	<u>9,085,900,000</u>
				<u>111,019,029,400</u>
<b>b) Long-term borrowings</b>				
<b>Related parties</b>				
Thai Nguyen Printing Joint Stock Compan	97,340,000,000	97,340,000,000	-	-
Diem Thuy Infrastructure Construction Investment Joint Stock Company	97,340,000,000	97,340,000,000	-	-
<b>Others</b>	192,940,000,000	-	-	-
Long term loans for individuals	160,114,000,000	160,114,000,000	7,702,100,000	9,647,000,000
PVF-CAND Education Joint Stock Compa	145,114,000,000	145,114,000,000	7,702,100,000	9,647,000,000
	15,000,000,000	15,000,000,000	-	-
	<u>450,394,000,000</u>	<u>257,454,000,000</u>	<u>7,702,100,000</u>	<u>9,647,000,000</u>
				<u>448,449,100,000</u>
				<u>448,449,100,000</u>
Amount due for settlement within 12 mont	(47,481,400,000)	(47,481,400,000)		(49,175,400,000)
Amount due for settlement after 12 mo	<u>402,912,600,000</u>	<u>209,972,600,000</u>		<u>399,273,700,000</u>

## 19 OWNER'S EQUITY

## a) Changes in owner's equity

	Contributed capital	Share premium	Retained earnings	Total
	VND	VND	VND	VND
Beginning balance of previous year	1,734,901,930,000	1,523,000,000	335,375,357,373	2,071,800,287,373
Profit for previous year	-	-	(157,675,565,324)	(157,675,565,324)
Profit sharing during the year	-	-	-	-
Ending balance of previous year	1,734,901,930,000	1,523,000,000	177,699,792,049	1,914,124,722,049
Beginning balance of current year	1,734,901,930,000	1,523,000,000	177,699,792,049	1,914,124,722,049
Profit for this period	-	-	(4,208,962,662)	(4,208,962,662)
Ending balance of this period	1,734,901,930,000	1,523,000,000	173,490,829,387	1,909,915,759,387

## b) Share

31/03/2026	01/01/2026
------------	------------

Quantity of Authorized issuing shares	173,490,193	173,490,193
Quantity of issued shares	173,490,193	173,490,193
- Common shares	173,490,193	173,490,193
Quantity of outstanding shares in circulation	173,490,193	173,490,193
- Common shares	173,490,193	173,490,193
Par value per share: 10.000 VND/ Share		

**20 TOTAL REVENUE FROM SALES OF GOODS AND RENDERING OF SERVICES**

	Quarter I/2026	Quarter I/2025
	VND	VND
Revenue from leasing shopping malls, offices and assets	6,330,935,148	4,367,464,738
Revenue from real estate transfer	5,484,317,578	94,014,301,341
Revenue from sales goods	452,935,185	6,627,412,907
Others	11,696,200	9,104,100
	<b>12,279,884,111</b>	<b>105,018,283,086</b>

**21 COST OF GOODS SOLD**

	Quarter I/2026	Quarter I/2025
	VND	VND
Cost of leasing shopping malls, offices and assets	4,907,586,007	4,649,841,915
Cost of real estate transfer	5,521,728,716	49,009,601,806
Cost of sales goods	213,225,031	4,812,682,743
Others	-	109,454,963
	<b>10,642,539,754</b>	<b>58,581,581,427</b>

**22 FINANCIAL INCOME**

	Quarter I/2026	Quarter I/2025
	VND	VND
Interest on deposits and loans	53,970,999	1,229,501,146
	<b>53,970,999</b>	<b>1,229,501,146</b>

**23 FINANCIAL EXPENSES**

	Quarter I/2026	Quarter I/2025
	VND	VND
Interest expenses	4,059,735,953	5,062,381,057
Payment discount, deferred sales interest	61,982,522	5,731,401,246
Other financial expenses	-	33,552,000
	<b>4,121,718,475</b>	<b>10,827,334,303</b>

**24 SELLING EXPENSES**

	Quarter I/2026	Quarter I/2025
	VND	VND
Marketing costs, commissions, sales bonuses	822,250,247	19,185,423,707
Other expenses in cash	164,734,196	915,800,973
	<b>986,984,443</b>	<b>20,101,224,680</b>

**25 GENERAL AND ADMINISTRATIVE EXPENSE**

	Quarter I/2026	Quarter I/2025
	VND	VND
Labour expenses	2,850,371,598	2,970,470,066
Dispatched tools and supplies	12,262,299	10,692,607
Depreciation expenses	216,617,653	224,451,975
Tax, Charge, Fee	4,000,000	4,000,000
Expenses of outsourcing services	679,161,880	1,050,663,090
Other expenses in cash	534,891,890	568,479,970
	<b>4,297,305,320</b>	<b>4,828,757,708</b>

**26 OTHER INCOME**

	Quarter I/2026	Quarter I/2025
	VND	VND
Liquidation penalty, transfer fee, apartment purchase	2,072,494,941	3,913,588,662
Collected fines from breaches of contract	1,404,927,757	20,577,616
Others	60,039,763	10,544,906
	<b>3,537,462,461</b>	<b>3,944,711,184</b>

**27 OTHER EXPENSES**

	Quarter I/2026	Quarter I/2025
	VND	VND
Others	31,732,241	61,099,488
	<b>31,732,241</b>	<b>61,099,488</b>



**28 TRANSACTION AND BALANCES WITH RELATED PARTIES**

List and relation between related parties and the Company are as follows:

<b>Related parties</b>	<b>Relation</b>
Apec Hoa Binh Investment Joint Stock Company	Subsidiary company
Thai Nguyen Printing Joint Stock Company	Subsidiary company
ASC Construction Investment Consulting Joint Stock Company	Associated company
Dubai International Investment Joint Stock Company	Associated company
Diem Thuy Infrastructure Construction Investment Joint Stock Company	Associated company
Duc Phu Gia Binh Thuan Joint Stock Company	Associated
Asia Pacific Investment Joint Stock Company	Have the same key management members
Asia - Pacific Securities Joint Stock Company	Have the same key management members
APEC Group Joint Stock Company	Have the same key management members
Asia Pacific Investment Company Limited - Bac Ninh	Have the same key management members
APEC Land Hue Joint Stock Company	Have the same key management members
Kim Boi Trade and Tourism Joint Stock Company	Have the same key management members

In addition to the information with related parties presented in the above Notes, during the year, the Company has transactions with related parties as follows

	Quarter I/2026	Quarter I/2025
	VND	VND
<b>Providing goods and services</b>	<b>1,277,549,914</b>	<b>616,605,600</b>
Asia - Pacific Securities Joint Stock Company	511,121,978	249,635,782
Asia Pacific Investment Joint Stock Company	329,086,436	361,638,718
Asia Pacific Investment Company Limited - Bac Ninh	437,341,500	5,331,100
<b>Purchase of goods and services</b>	-	<b>32,923,757,790</b>
APEC Group Corporation	-	32,923,757,790
<b>Interest on deposits and loans</b>	<b>56,986,302</b>	<b>116,260,274</b>
Duc Phu Gia Binh Thuan Joint Stock Company	-	49,684,932
APEC Group Corporation	56,986,302	66,575,342
<b>Interest expense</b>	<b>15,893,078</b>	<b>40,223,160</b>
Thai Nguyen Printing Joint Stock Company	-	24,001,644
Apec Hoa Binh Investment Joint Stock Company	15,893,078	16,221,516

**29 SUBSEQUENT EVENTS AFTER THE REPORTING PERIOD**

There have been no significant events occurring after the reporting period, which would require adjustments or disclosures to be made in the Separate Financial Statements.

**30 COMPARATIVE FIGURES**

The Company's Board of Directors has restated several comparative indicators in the separate financial statements for the accounting period from January 1, 2026 to March 31, 2026, in accordance with Circular No. 99/2025/TT-BTC dated October 27, 2025, replacing Circular No. 200/2014/TT-BTC dated December 22, 2014, of the Ministry of Finance. Accordingly, some indicators in the separate financial statements are restated as follows:


	Code	Figures from the previous year's separate financial statements	Adjusted figures	Difference
		VND	VND	VND
<b>Separate financial statement</b>				
- Held to maturity investments	123	103,287,591,000	165,954,099,905	62,666,508,905
- Short-term loan receivables		62,666,508,905	-	(62,666,508,905)
- Dividend and profit payables	313	-	52,427,691,650	52,427,691,650
- Other short-term payables	320	216,012,812,284	163,585,120,634	(52,427,691,650)



**Nguyen Huu Dat**  
Preparer



**Nguyen Huu Dat**  
Chief Accountant

**Nguyen Manh Cuong**  
General Director  
Ha Noi, 29 April 2026